


*North Carolina*  
*Department of Secretary of State*  
*Elaine F. Marshall*



*2008, 2009 Appointment Report*

§ 143-157.1. Reports on gender-proportionate appointments to statutorily created decision-making regulatory bodies.

Body/Official Making Appointment	Body Receiving Appointment	Total Members of Board	Female Appts	Male Appts	Total Appts	% of Board or Commission Appointed	% Female Appts	% Male Appts
Alamance County Board of Commissioners	Adult Care Home Community Advisory Committee	25	5	1	6	24.00%	83.33%	16.67%
Alamance County Board of Commissioners	Airport Authority	7	0	1	1	14.29%	0.00%	100.00%
Alamance County Board of Commissioners	Area Mental Health, Developmental Disabilities, & Substance Abuse Board	20	2	1	3	15.00%	66.67%	33.33%
Alamance County Board of Commissioners	Board of Adjustment	7	0	0	0	0.00%	0.00%	0.00%
Alamance County Board of Commissioners	Board of Equalization & Review	5	2	3	5	100.00%	40.00%	60.00%
Alamance County Board of Commissioners	Community Child Protection Team or Child Fatality Prevention Team	21	0	0	0	0.00%	0.00%	0.00%
Alamance County Board of Commissioners	Community College Board of Trustees	13	0	1	1	7.69%	0.00%	100.00%
Alamance County Board of Commissioners	County Board of Social Services	5	1	0	0	0.00%	0.00%	0.00%
Alamance County Board of Commissioners	County Industrial Facilities & Pollution Control Financing Authority	7	0	0	1	14.29%	0.00%	0.00%
Alamance County Board of Commissioners	Criminal Justice Partnership Task Force	24	1	11	12	50.00%	8.33%	91.67%
Alamance County Board of Commissioners	Emergency Planning Committee	50	5	8	13	26.00%	38.46%	61.54%
Alamance County Board of Commissioners	Historic Preservation Commission	13	1	2	3	23.08%	33.33%	66.67%
Alamance County Board of Commissioners	Human Relations Commission	20	1	7	8	40.00%	12.50%	87.50%
Alamance County Board of Commissioners	Juvenile Crime Prevention Commission	27	7	16	23	85.19%	30.43%	69.57%
Alamance County Board of Commissioners	Library Board of Trustees	10	3	2	5	50.00%	60.00%	40.00%
Alamance County Board of Commissioners	Local Board of Health	11	1	5	6	54.55%	16.67%	83.33%
Alamance County Board of Commissioners	Local Tourism Development Authority	5	0	4	4	80.00%	0.00%	100.00%
Alamance County Board of Commissioners	Planning Board	11	1	4	5	45.45%	20.00%	80.00%
Alamance County Board of Commissioners	Recreation Board	9	3	1	4	44.44%	75.00%	25.00%
Alamance County Board of Commissioners	Workforce Development Board	5	0	1	1	20.00%	0.00%	100.00%
Alexander County Board of Commissioners	Adult Care Home Community Advisory Committee	16	3	1	4	25.00%	75.00%	25.00%
Alexander County Board of Commissioners	Board of Equalization & Review	6	3	2	5	83.33%	60.00%	40.00%
Alexander County Board of Commissioners	Community College Board of Trustees	14	0	1	1	7.14%	0.00%	100.00%
Alexander County Board of Commissioners	County Board of Social Services	5	0	0	0	0.00%	0.00%	0.00%
Alexander County Board of Commissioners	County Industrial Facilities & Pollution Control Financing Authority	7	0	0	0	0.00%	0.00%	0.00%
Alexander County Board of Commissioners	Criminal Justice Partnership Task Force	12	7	3	10	83.33%	70.00%	30.00%
Alexander County Board of Commissioners	Economic Development Commission	5	0	2	2	40.00%	0.00%	100.00%
Alexander County Board of Commissioners	Emergency Planning Committee	19	0	0	0	0.00%	0.00%	0.00%
Alexander County Board of Commissioners	Historic Preservation Commission	5	0	0	0	0.00%	0.00%	0.00%
Alexander County Board of Commissioners	Juvenile Crime Prevention Commission	27	4	7	11	40.74%	36.36%	63.64%
Alexander County Board of Commissioners	Library Board of Trustees	9	0	3	3	33.33%	0.00%	100.00%
Alexander County Board of Commissioners	Local Board of Health	11	3	1	4	36.36%	75.00%	25.00%
Alexander County Board of Commissioners	Local Partnership for Children	23	0	0	0	0.00%	0.00%	0.00%
Alexander County Board of Commissioners	Metropolitan Planning Organization	12	0	1	1	8.33%	0.00%	100.00%
Alexander County Board of Commissioners	Planning and Zoning Board	7	0	1	1	14.29%	0.00%	100.00%
Alexander County Board of Commissioners	Recreation Board	12	0	0	0	0.00%	0.00%	0.00%
Alexander County Board of Commissioners	Workforce Development Board	25	0	1	1	4.00%	0.00%	100.00%
Alleghany County Board of Commissioners	Adult Care Home Community Advisory Committee	6	1	0	1	16.67%	100.00%	0.00%
Alleghany County Board of Commissioners	Board of Equalization & Review	5	1	4	5	100.00%	20.00%	80.00%
Alleghany County Board of Commissioners	Library Board of Trustees	9	0	1	1	11.11%	0.00%	100.00%
Alleghany County Board of Commissioners	Planning Board	5	1	3	4	80.00%	25.00%	75.00%
Ashe County Board of Commissioners	Adult Care Home Community Advisory Committee	5	2	0	2	40.00%	100.00%	0.00%
Ashe County Board of Commissioners	Airport Authority	6	0	1	1	16.67%	0.00%	100.00%
Ashe County Board of Commissioners	Economic Development Commission	15	3	6	9	60.00%	33.33%	66.67%
Ashe County Board of Commissioners	Emergency Planning Committee	11	2	2	4	36.36%	50.00%	50.00%
Ashe County Board of Commissioners	Juvenile Crime Prevention Commission	15	1	0	1	6.67%	100.00%	0.00%
Ashe County Board of Commissioners	Library Board of Trustees	9	0	1	1	11.11%	0.00%	100.00%
Ashe County Board of Commissioners	Public Transportation Authority	6	1	1	2	33.33%	50.00%	50.00%

Body/Official Making Appointment	Body Receiving Appointment	Total Members of Board	Female Appts	Male Appts	Total Appts	% of Board or Commission Appointed	% Female Appts	% Male Appts
Ashe County Board of Commissioners	Workforce Development Board	3	1	1	2	66.67%	50.00%	50.00%
Beaufort County Board of Commissioners	Adult Care Home Community Advisory Committee	12	6	0	6	50.00%	100.00%	0.00%
Beaufort County Board of Commissioners	Board of Equalization & Review	7	0	7	7	100.00%	0.00%	100.00%
Beaufort County Board of Commissioners	Community Child Protection Team or Child Fatality Prevention Team	20	0	0	0	0.00%	0.00%	0.00%
Beaufort County Board of Commissioners	Community College Board of Trustees	12	1	0	1	8.33%	100.00%	0.00%
Beaufort County Board of Commissioners	County Board of Social Services	5	0	0	0	0.00%	0.00%	0.00%
Beaufort County Board of Commissioners	County Industrial Facilities & Pollution Control Financing Authority	8	0	0	0	0.00%	0.00%	0.00%
Beaufort County Board of Commissioners	Criminal Justice Partnership Task Force	12	2	10	12	100.00%	16.67%	83.33%
Beaufort County Board of Commissioners	Economic Development Commission	15	1	3	4	26.67%	25.00%	75.00%
Beaufort County Board of Commissioners	Hospital Authority	9	1	3	4	44.44%	25.00%	75.00%
Beaufort County Board of Commissioners	Housing Authority	7	0	1	1	14.29%	0.00%	100.00%
Beaufort County Board of Commissioners	Juvenile Crime Prevention Commission	25	5	5	10	40.00%	50.00%	50.00%
Beaufort County Board of Commissioners	Library Board of Trustees	7	0	0	0	0.00%	0.00%	0.00%
Beaufort County Board of Commissioners	Local ABC Board	4	0	1	1	25.00%	0.00%	100.00%
Beaufort County Board of Commissioners	Local Board of Health	11	2	3	5	45.45%	40.00%	60.00%
Beaufort County Board of Commissioners	Local Partnership for Children	22	0	0	0	0.00%	0.00%	0.00%
Beaufort County Board of Commissioners	Planning Board	7	0	5	5	71.43%	0.00%	100.00%
Beaufort County Board of Commissioners	Water and Sewer Authority	3	0	0	0	0.00%	0.00%	0.00%
Beaufort County Board of Commissioners	Workforce Development Board	5	0	1	1	20.00%	0.00%	100.00%
Brunswick County Board of Commissioners	Adult Care Home Community Advisory Committee	10	3	2	5	50.00%	60.00%	40.00%
Brunswick County Board of Commissioners	Airport Authority	4	0	1	1	25.00%	0.00%	100.00%
Brunswick County Board of Commissioners	Board of Adjustment	7	1	1	2	28.57%	50.00%	50.00%
Brunswick County Board of Commissioners	Board of Equalization & Review	5	1	4	5	100.00%	20.00%	80.00%
Brunswick County Board of Commissioners	Community College Board of Trustees	4	0	1	1	25.00%	0.00%	100.00%
Brunswick County Board of Commissioners	Council of Governments	6	1	0	1	16.67%	100.00%	0.00%
Brunswick County Board of Commissioners	County Board of Social Services	6	1	0	1	16.67%	100.00%	0.00%
Brunswick County Board of Commissioners	County Industrial Facilities & Pollution Control Financing Authority	7	0	0	0	0.00%	#DIV/0!	#DIV/0!
Brunswick County Board of Commissioners	Criminal Justice Partnership Task Force	22	2	5	7	31.82%	28.57%	71.43%
Brunswick County Board of Commissioners	Economic Development Commission	11	0	3	3	27.27%	0.00%	100.00%
Brunswick County Board of Commissioners	Hospital Authority	11	3	3	6	54.55%	50.00%	50.00%
Brunswick County Board of Commissioners	Library Board of Trustees	9	3	0	3	33.33%	100.00%	0.00%
Brunswick County Board of Commissioners	Local ABC Board	3	0	0	0	0.00%	#DIV/0!	#DIV/0!
Brunswick County Board of Commissioners	Local Board of Health	11	1	5	6	54.55%	16.67%	83.33%
Brunswick County Board of Commissioners	Local Tourism Development Authority	10	2	0	2	20.00%	100.00%	0.00%
Brunswick County Board of Commissioners	Planning Board	8	0	4	4	50.00%	0.00%	100.00%
Brunswick County Board of Commissioners	Recreation Board	7	1	3	4	57.14%	25.00%	75.00%
Brunswick County Board of Commissioners	Water and Sewer Authority	9	0	5	5	55.56%	0.00%	100.00%
Buncombe County Board of Commissioners	Adult Care Home Community Advisory Committee	20	8	5	13	65.00%	61.54%	38.46%
Buncombe County Board of Commissioners	Airport Authority	7	0	1	1	14.29%	0.00%	100.00%
Buncombe County Board of Commissioners	Board of Adjustment	9	2	0	2	22.22%	100.00%	0.00%
Buncombe County Board of Commissioners	Board of Equalization & Review	5	2	2	4	80.00%	50.00%	50.00%
Buncombe County Board of Commissioners	Community College Board of Trustees	15	2	0	2	13.33%	100.00%	0.00%
Buncombe County Board of Commissioners	Community Relations Committee	18	1	2	3	16.67%	33.33%	66.67%
Buncombe County Board of Commissioners	County Board of Social Services	5	0	1	1	20.00%	0.00%	100.00%
Buncombe County Board of Commissioners	County Industrial Facilities & Pollution Control Financing Authority	7	1	5	6	85.71%	16.67%	83.33%
Buncombe County Board of Commissioners	Economic Development Commission	9	0	1	1	11.11%	0.00%	100.00%
Buncombe County Board of Commissioners	Historic Preservation Commission	14	2	4	6	42.86%	33.33%	66.67%
Buncombe County Board of Commissioners	Library Board of Trustees	9	1	0	1	11.11%	100.00%	0.00%

Body/Official Making Appointment	Body Receiving Appointment	Total Members of Board	Female Appts	Male Appts	Total Appts	% of Board or Commission Appointed	% Female Appts	% Male Appts
Buncombe County Board of Commissioners	Local Board of Health	11	2	4	6	54.55%	33.33%	66.67%
Buncombe County Board of Commissioners	Local Tourism Development Authority	9	1	0	1	11.11%	100.00%	0.00%
Buncombe County Board of Commissioners	Planning Board	9	1	7	8	88.89%	12.50%	87.50%
Buncombe County Board of Commissioners	Recreation Board	9	0	1	1	11.11%	0.00%	100.00%
Buncombe County Board of Commissioners	Water and Sewer Authority	11	0	2	2	18.18%	0.00%	100.00%
Burke County Board of Commissioners	Adult Care Home Community Advisory Committee	9	0	3	3	33.33%	0.00%	100.00%
Burke County Board of Commissioners	Area Mental Health, Developmental Disabilities, & Substance Abuse Board	19	2	2	4	21.05%	50.00%	50.00%
Burke County Board of Commissioners	Board of Adjustment	7	1	1	2	28.57%	50.00%	50.00%
Burke County Board of Commissioners	Board of Equalization & Review	7	2	4	6	85.71%	33.33%	66.67%
Burke County Board of Commissioners	Community Child Protection Team or Child Fatality Prevention Team	22	2	1	3	13.64%	66.67%	33.33%
Burke County Board of Commissioners	Community College Board of Trustees	13	0	1	1	7.69%	0.00%	100.00%
Burke County Board of Commissioners	Council of Governments	28	0	0	0	0.00%	0.00%	0.00%
Burke County Board of Commissioners	County Board of Social Services	5	1	1	2	40.00%	50.00%	50.00%
Burke County Board of Commissioners	Criminal Justice Partnership Task Force	21	2	2	4	19.05%	50.00%	50.00%
Burke County Board of Commissioners	Economic Development Commission	4	1	1	2	50.00%	50.00%	50.00%
Burke County Board of Commissioners	Emergency Planning Committee	15	0	0	0	0.00%	0.00%	0.00%
Burke County Board of Commissioners	Juvenile Crime Prevention Commission	26	0	1	1	3.85%	0.00%	100.00%
Burke County Board of Commissioners	Library Board of Trustees	12	3	2	5	41.67%	60.00%	40.00%
Burke County Board of Commissioners	Local Board of Health	11	1	1	2	18.18%	50.00%	50.00%
Burke County Board of Commissioners	Local Tourism Development Authority	7	2	2	4	57.14%	50.00%	50.00%
Burke County Board of Commissioners	Planning Board	7	0	2	2	28.57%	0.00%	100.00%
Burke County Board of Commissioners	Public Transportation Authority	18	3	2	5	27.78%	60.00%	40.00%
Burke County Board of Commissioners	Recreation Board	13	0	4	4	30.77%	0.00%	100.00%
Burke County Board of Commissioners	Workforce Development Board	6	1	1	2	33.33%	50.00%	50.00%
Burke County Board of Commissioners	Zoning Board of Adjustment	7	2	1	3	42.86%	66.67%	33.33%
Cabarrus County Board of Commissioners	Adult Care Home Community Advisory Committee	17	4	2	6	35.29%	66.67%	33.33%
Cabarrus County Board of Commissioners	Area Mental Health, Developmental Disabilities, & Substance Abuse Board	4	0	1	1	25.00%	0.00%	100.00%
Cabarrus County Board of Commissioners	Board of Equalization & Review	5	0	1	1	20.00%	0.00%	100.00%
Cabarrus County Board of Commissioners	Community College Board of Trustees	2	1	1	2	100.00%	50.00%	50.00%
Cabarrus County Board of Commissioners	Council of Governments	2	1	1	2	100.00%	50.00%	50.00%
Cabarrus County Board of Commissioners	County Board of Social Services	2	0	1	1	50.00%	0.00%	100.00%
Cabarrus County Board of Commissioners	Criminal Justice Partnership Task Force	19	8	11	19	100.00%	42.11%	57.89%
Cabarrus County Board of Commissioners	Emergency Planning Committee	2	1	1	2	100.00%	50.00%	50.00%
Cabarrus County Board of Commissioners	Juvenile Crime Prevention Commission	25	11	13	24	96.00%	45.83%	54.17%
Cabarrus County Board of Commissioners	Library Board of Trustees	5	1	1	2	40.00%	50.00%	50.00%
Cabarrus County Board of Commissioners	Local Board of Health	7	1	2	3	42.86%	33.33%	66.67%
Cabarrus County Board of Commissioners	Local Tourism Development Authority	9	0	4	4	44.44%	0.00%	100.00%
Cabarrus County Board of Commissioners	Planning and Zoning Board	10	0	4	4	40.00%	0.00%	100.00%
Cabarrus County Board of Commissioners	Public Transportation Authority	18	4	2	6	33.33%	66.67%	33.33%
Cabarrus County Board of Commissioners	Water and Sewer Authority	2	1	1	2	100.00%	50.00%	50.00%
Cabarrus County Board of Commissioners	Workforce Development Board	4	1	2	3	75.00%	33.33%	66.67%
Camden County Board of Commissioners	Adult Care Home Community Advisory Committee	5	1	0	1	20.00%	100.00%	0.00%
Camden County Board of Commissioners	Area Mental Health, Developmental Disabilities, & Substance Abuse Board	1	0	1	1	100.00%	0.00%	100.00%
Camden County Board of Commissioners	Board of Adjustment	3	0	2	2	66.67%	0.00%	100.00%
Camden County Board of Commissioners	Board of Equalization & Review	5	1	2	3	60.00%	33.33%	66.67%
Camden County Board of Commissioners	Community Child Protection Team or Child Fatality Prevention Team	1	0	0	0	0.00%	0.00%	0.00%
Camden County Board of Commissioners	Community College Board of Trustees	22	0	1	1	4.55%	0.00%	100.00%
Camden County Board of Commissioners	County Board of Social Services	5	1	0	1	20.00%	100.00%	0.00%

Body/Official Making Appointment	Body Receiving Appointment	Total Members of Board	Female Appts	Male Appts	Total Appts	% of Board or Commission Appointed	% Female Appts	% Male Appts
Camden County Board of Commissioners	County Justice Partnership Task Force	17	1	0	1	5.88%	100.00%	0.00%
Camden County Board of Commissioners	Economic Development Commission	15	1	1	2	13.33%	50.00%	50.00%
Camden County Board of Commissioners	Hospital Authority	1	0	1	1	100.00%	0.00%	100.00%
Camden County Board of Commissioners	Juvenile Crime Prevention Commission	14	6	8	14	100.00%	42.86%	57.14%
Camden County Board of Commissioners	Library Board of Trustees	1	0	0	0	0.00%	0.00%	0.00%
Camden County Board of Commissioners	Local ABC Board	3	0	0	0	0.00%	0.00%	0.00%
Camden County Board of Commissioners	Local Board of Health	1	0	1	1	100.00%	0.00%	100.00%
Camden County Board of Commissioners	Local Tourism Development Authority	7	1	0	1	14.29%	100.00%	0.00%
Camden County Board of Commissioners	Planning Board	7	0	3	3	42.86%	0.00%	100.00%
Camden County Board of Commissioners	Recreation Board	5	1	2	3	60.00%	33.33%	66.67%
Camden County Board of Commissioners	Water and Sewer Authority	5	1	2	3	60.00%	33.33%	66.67%
Camden County Board of Commissioners	Workforce Development Board	2	2	0	2	100.00%	100.00%	0.00%
Carteret County Board of Commissioners	Adult Care Home Community Advisory Committee	17	4	1	5	29.41%	80.00%	20.00%
Carteret County Board of Commissioners	Airport Authority	3	0	3	3	100.00%	0.00%	100.00%
Carteret County Board of Commissioners	Area Mental Health, Developmental Disabilities, & Substance Abuse Board	9	1	0	1	11.11%	100.00%	0.00%
Carteret County Board of Commissioners	Board of Equalization & Review	7	0	7	7	100.00%	0.00%	100.00%
Carteret County Board of Commissioners	Community Child Protection Team or Child Fatality Prevention Team	8	4	3	7	87.50%	57.14%	42.86%
Carteret County Board of Commissioners	Community College Board of Trustees	4	0	1	1	25.00%	0.00%	100.00%
Carteret County Board of Commissioners	County Board of Social Services	2	0	0	0	0.00%	0.00%	0.00%
Carteret County Board of Commissioners	County Industrial Facilities & Pollution Control Financing Authority	7	0	1	1	14.29%	0.00%	100.00%
Carteret County Board of Commissioners	Criminal Justice Partnership Task Force	14	3	3	6	42.86%	50.00%	50.00%
Carteret County Board of Commissioners	Economic Development Commission	5	0	2	2	40.00%	0.00%	100.00%
Carteret County Board of Commissioners	Hospital Authority	10	1	2	3	30.00%	33.33%	66.67%
Carteret County Board of Commissioners	Housing Authority	1	0	0	0	0.00%	0.00%	0.00%
Carteret County Board of Commissioners	Juvenile Crime Prevention Commission	25	12	8	20	80.00%	60.00%	40.00%
Carteret County Board of Commissioners	Library Board of Trustees	8	2	0	2	25.00%	100.00%	0.00%
Carteret County Board of Commissioners	Local ABC Board	5	0	1	1	20.00%	0.00%	100.00%
Carteret County Board of Commissioners	Local Board of Health	11	1	3	4	36.36%	25.00%	75.00%
Carteret County Board of Commissioners	Local Partnership for Children	2	0	0	0	0.00%	0.00%	0.00%
Carteret County Board of Commissioners	Local Tourism Development Authority	9	2	0	2	22.22%	100.00%	0.00%
Carteret County Board of Commissioners	Planning Board	9	0	4	4	44.44%	0.00%	100.00%
Carteret County Board of Commissioners	Recreation Board	12	1	6	7	58.33%	14.29%	85.71%
Carteret County Board of Commissioners	Workforce Development Board	3	0	3	3	100.00%	0.00%	100.00%
Carteret County Board of Commissioners	Zoning Board of Adjustment	5	0	3	3	60.00%	0.00%	100.00%
Catawba County Board of Commissioners	Adult Care Home Community Advisory Committee	19	6	5	11	57.89%	54.55%	45.45%
Catawba County Board of Commissioners	Area Mental Health, Developmental Disabilities, & Substance Abuse Board	13	3	4	7	53.85%	42.86%	57.14%
Catawba County Board of Commissioners	Board of Adjustment	5	1	3	4	80.00%	25.00%	75.00%
Catawba County Board of Commissioners	Board of Equalization & Review	5	0	1	1	20.00%	0.00%	100.00%
Catawba County Board of Commissioners	Community Child Protection Team or Child Fatality Prevention Team	20	0	1	1	5.00%	0.00%	100.00%
Catawba County Board of Commissioners	Community College Board of Trustees	13	0	2	2	15.38%	0.00%	100.00%
Catawba County Board of Commissioners	Council of Governments	1	0	0	0	0.00%	0.00%	0.00%
Catawba County Board of Commissioners	County Board of Social Services	5	0	0	0	0.00%	0.00%	0.00%
Catawba County Board of Commissioners	County Industrial Facilities & Pollution Control Financing Authority	7	1	1	2	28.57%	50.00%	50.00%
Catawba County Board of Commissioners	Criminal Justice Partnership Task Force	25	6	6	12	48.00%	50.00%	50.00%
Catawba County Board of Commissioners	Economic Development Commission	9	0	1	1	11.11%	0.00%	100.00%
Catawba County Board of Commissioners	Emergency Planning Committee	22	0	0	0	0.00%	0.00%	0.00%
Catawba County Board of Commissioners	Hospital Authority	11	1	1	2	18.18%	50.00%	50.00%
Catawba County Board of Commissioners	Juvenile Crime Prevention Commission	26	10	9	19	73.08%	52.63%	47.37%

Body/Official Making Appointment	Body Receiving Appointment	Total Members of Board	Female Appts	Male Appts	Total Appts	% of Board or Commission Appointed	% Female Appts	% Male Appts
Catawba County Board of Commissioners	Library Board of Trustees	7	0	0	0	0.00%	0.00%	0.00%
Catawba County Board of Commissioners	Local ABC Board	5	1	1	2	40.00%	50.00%	50.00%
Catawba County Board of Commissioners	Local Board of Health	11	2	5	7	63.64%	28.57%	71.43%
Catawba County Board of Commissioners	Planning Board	9	1	4	5	55.56%	20.00%	80.00%
Catawba County Board of Commissioners	Public Transportation Authority	2	0	2	2	100.00%	0.00%	100.00%
Catawba County Board of Commissioners	Workforce Development Board	27	0	1	1	3.70%	0.00%	100.00%
Cherokee County Board of Commissioners	Adult Care Home Community Advisory Committee	3	2	0	2	66.67%	100.00%	0.00%
Cherokee County Board of Commissioners	Community College Board of Trustees	4	1	1	2	50.00%	50.00%	50.00%
Cherokee County Board of Commissioners	County Board of Social Services	5	1	0	1	20.00%	100.00%	0.00%
Cherokee County Board of Commissioners	Economic Development Commission	14	0	3	3	21.43%	0.00%	100.00%
Cherokee County Board of Commissioners	Juvenile Crime Prevention Commission	22	7	3	10	45.45%	70.00%	30.00%
Cherokee County Board of Commissioners	Library Board of Trustees	3	0	2	2	66.67%	0.00%	100.00%
Cherokee County Board of Commissioners	Local Board of Health	10	2	3	5	50.00%	40.00%	60.00%
Cherokee County Board of Commissioners	Recreation Board	7	0	3	3	42.86%	0.00%	100.00%
Chowan County Board of Commissioners	Adult Care Home Community Advisory Committee	7	1	3	4	57.14%	25.00%	75.00%
Chowan County Board of Commissioners	Airport Authority	1	0	1	1	100.00%	0.00%	100.00%
Chowan County Board of Commissioners	Area Mental Health, Developmental Disabilities, & Substance Abuse Board	1	0	1	1	100.00%	0.00%	100.00%
Chowan County Board of Commissioners	Board of Adjustment	7	0	2	2	28.57%	0.00%	100.00%
Chowan County Board of Commissioners	Community College Board of Trustees	1	0	1	1	100.00%	0.00%	100.00%
Chowan County Board of Commissioners	County Board of Social Services	2	1	1	2	100.00%	50.00%	50.00%
Chowan County Board of Commissioners	Economic Development Commission	2	0	2	2	100.00%	0.00%	100.00%
Chowan County Board of Commissioners	Local ABC Board	3	0	1	1	33.33%	0.00%	100.00%
Chowan County Board of Commissioners	Local Board of Health	1	0	1	1	100.00%	0.00%	100.00%
Chowan County Board of Commissioners	Local Tourism Development Authority	1	0	1	1	100.00%	0.00%	100.00%
Chowan County Board of Commissioners	Planning Board	7	0	2	2	28.57%	0.00%	100.00%
Chowan County Board of Commissioners	Rural Planning Organization	1	0	1	1	100.00%	0.00%	100.00%
Chowan County Board of Commissioners	Workforce Development Board	4	2	1	3	75.00%	66.67%	33.33%
Clay County Board of Commissioners	Adult Care Home Community Advisory Committee	5	1	0	1	20.00%	100.00%	0.00%
Clay County Board of Commissioners	County Board of Social Services	2	1	1	2	100.00%	50.00%	50.00%
Clay County Board of Commissioners	Library Board of Trustees	3	0	2	2	66.67%	0.00%	100.00%
Clay County Board of Commissioners	Local Board of Health	11	1	4	5	45.45%	20.00%	80.00%
Cleveland County Board of Commissioners	Adult Care Home Community Advisory Committee	7	2	1	3	42.86%	66.67%	33.33%
Cleveland County Board of Commissioners	Airport Authority	1	0	0	0	0.00%	0.00%	0.00%
Cleveland County Board of Commissioners	Area Mental Health, Developmental Disabilities, & Substance Abuse Board	6	1	1	2	33.33%	50.00%	50.00%
Cleveland County Board of Commissioners	Board of Adjustment	7	1	1	2	28.57%	50.00%	50.00%
Cleveland County Board of Commissioners	Community Child Protection Team or Child Fatality Prevention Team	7	1	1	2	28.57%	50.00%	50.00%
Cleveland County Board of Commissioners	Community College Board of Trustees	12	1	1	2	16.67%	50.00%	50.00%
Cleveland County Board of Commissioners	County Board of Social Services	5	1	0	1	20.00%	100.00%	0.00%
Cleveland County Board of Commissioners	County Industrial Facilities & Pollution Control Financing Authority	7	0	0	0	0.00%	0.00%	0.00%
Cleveland County Board of Commissioners	Criminal Justice Partnership Task Force	6	0	3	3	50.00%	0.00%	100.00%
Cleveland County Board of Commissioners	Historic Preservation Commission	9	2	1	3	33.33%	66.67%	33.33%
Cleveland County Board of Commissioners	Juvenile Crime Prevention Commission	26	0	0	0	0.00%	0.00%	0.00%
Cleveland County Board of Commissioners	Library Board of Trustees	9	3	0	3	33.33%	100.00%	0.00%
Cleveland County Board of Commissioners	Local Board of Health	11	1	1	2	18.18%	50.00%	50.00%
Cleveland County Board of Commissioners	Planning and Zoning Board	11	0	5	5	45.45%	0.00%	100.00%
Cleveland County Board of Commissioners	Rural Planning Organization	2	0	0	0	0.00%	0.00%	0.00%
Cleveland County Board of Commissioners	Workforce Development Board	8	0	0	0	0.00%	0.00%	0.00%
Cleveland County Board of Commissioners	Zoning Board of Adjustment	7	0	0	0	0.00%	0.00%	0.00%

Body/Official Making Appointment	Body Receiving Appointment	Total Members of Board	Female Appts	Male Appts	Total Appts	% of Board or Commission Appointed	% Female Appts	% Male Appts
Craven County Board of Commissioners	Adult Care Home Community Advisory Committee	11	0	0	0	0.00%	0.00%	0.00%
Craven County Board of Commissioners	Airport Authority	8	0	4	4	50.00%	0.00%	100.00%
Craven County Board of Commissioners	Area Mental Health, Developmental Disabilities, & Substance Abuse Board	1	1	0	1	100.00%	100.00%	0.00%
Craven County Board of Commissioners	Board of Equalization & Review	7	0	0	0	0.00%	0.00%	0.00%
Craven County Board of Commissioners	Community College Board of Trustees	4	0	1	1	25.00%	0.00%	100.00%
Craven County Board of Commissioners	Council of Governments	2	0	1	1	50.00%	0.00%	100.00%
Craven County Board of Commissioners	County Board of Social Services	2	0	0	0	0.00%	0.00%	0.00%
Craven County Board of Commissioners	County Industrial Facilities & Pollution Control Financing Authority	6	0	1	1	16.67%	0.00%	100.00%
Craven County Board of Commissioners	Criminal Justice Partnership Task Force	18	0	4	4	22.22%	0.00%	100.00%
Craven County Board of Commissioners	Economic Development Commission	10	0	1	1	10.00%	0.00%	100.00%
Craven County Board of Commissioners	Emergency Planning Committee	2	0	1	1	50.00%	0.00%	100.00%
Craven County Board of Commissioners	Hospital Authority	11	0	0	0	0.00%	0.00%	0.00%
Craven County Board of Commissioners	Juvenile Crime Prevention Commission	26	0	0	0	0.00%	0.00%	0.00%
Craven County Board of Commissioners	Library Board of Trustees	9	1	1	2	22.22%	50.00%	50.00%
Craven County Board of Commissioners	Local ABC Board	3	0	1	1	33.33%	0.00%	100.00%
Craven County Board of Commissioners	Local Board of Health	11	0	2	2	18.18%	0.00%	100.00%
Craven County Board of Commissioners	Local Partnership for Children	1	1	0	1	100.00%	100.00%	0.00%
Craven County Board of Commissioners	Local Tourism Development Authority	1	0	0	0	0.00%	0.00%	0.00%
Craven County Board of Commissioners	Planning Board	8	0	1	1	12.50%	0.00%	100.00%
Craven County Board of Commissioners	Recreation Board	12	2	6	8	66.67%	25.00%	75.00%
Craven County Board of Commissioners	Rural Planning Organization	1	0	1	1	100.00%	0.00%	100.00%
Craven County Board of Commissioners	Workforce Development Board	4	0	1	1	25.00%	0.00%	100.00%
Craven County Board of Commissioners	Zoning Board of Adjustment	7	0	0	0	0.00%	0.00%	0.00%
Cumberland County Board of Commissioners	Adult Care Home Community Advisory Committee	16	9	3	12	75.00%	75.00%	25.00%
Cumberland County Board of Commissioners	Area Mental Health, Developmental Disabilities, & Substance Abuse Board	16	2	3	5	31.25%	40.00%	60.00%
Cumberland County Board of Commissioners	Board of Adjustment	5	0	3	3	60.00%	0.00%	100.00%
Cumberland County Board of Commissioners	Board of Equalization & Review	9	0	4	4	44.44%	0.00%	100.00%
Cumberland County Board of Commissioners	Community Child Protection Team or Child Fatality Prevention Team	7	1	2	3	42.86%	33.33%	66.67%
Cumberland County Board of Commissioners	Community College Board of Trustees	4	1	0	1	25.00%	100.00%	0.00%
Cumberland County Board of Commissioners	County Board of Social Services	5	0	0	0	0.00%	0.00%	0.00%
Cumberland County Board of Commissioners	County Industrial Facilities & Pollution Control Financing Authority	7	0	2	2	28.57%	0.00%	100.00%
Cumberland County Board of Commissioners	Criminal Justice Partnership Task Force	21	3	3	6	28.57%	50.00%	50.00%
Cumberland County Board of Commissioners	Economic Development Commission	4	0	1	1	25.00%	0.00%	100.00%
Cumberland County Board of Commissioners	Emergency Planning Committee	21	1	1	2	9.52%	50.00%	50.00%
Cumberland County Board of Commissioners	Hospital Authority	10	1	5	6	60.00%	16.67%	83.33%
Cumberland County Board of Commissioners	Housing Authority	5	0	3	3	60.00%	0.00%	100.00%
Cumberland County Board of Commissioners	Human Relations Commission	4	0	4	4	100.00%	0.00%	100.00%
Cumberland County Board of Commissioners	Juvenile Crime Prevention Commission	13	5	2	7	53.85%	71.43%	28.57%
Cumberland County Board of Commissioners	Library Board of Trustees	7	2	1	3	42.86%	66.67%	33.33%
Cumberland County Board of Commissioners	Local ABC Board	5	0	1	1	20.00%	0.00%	100.00%
Cumberland County Board of Commissioners	Local Board of Health	10	1	2	3	30.00%	33.33%	66.67%
Cumberland County Board of Commissioners	Local Tourism Development Authority	5	0	2	2	40.00%	0.00%	100.00%
Cumberland County Board of Commissioners	Planning Board	4	2	0	2	50.00%	100.00%	0.00%
Cumberland County Board of Commissioners	Public Transportation Authority	17	5	3	8	47.06%	62.50%	37.50%
Cumberland County Board of Commissioners	Recreation Board	7	0	0	0	0.00%	0.00%	0.00%
Cumberland County Board of Commissioners	Workforce Development Board	23	12	7	19	82.61%	63.16%	36.84%
Currituck County Board of Commissioners	Adult Care Home Community Advisory Committee	5	4	1	5	100.00%	80.00%	20.00%
Currituck County Board of Commissioners	Airport Authority	7	2	5	7	100.00%	28.57%	71.43%

Body/Official Making Appointment	Body Receiving Appointment	Total Members of Board	Female Appts	Male Appts	Total Appts	% of Board or Commission Appointed	% Female Appts	% Male Appts
Currituck County Board of Commissioners	Area Mental Health, Developmental Disabilities, & Substance Abuse Board	1	0	1	1	100.00%	0.00%	100.00%
Currituck County Board of Commissioners	Community College Board of Trustees	1	1	0	1	100.00%	100.00%	0.00%
Currituck County Board of Commissioners	County Board of Social Services	5	1	0	1	20.00%	100.00%	0.00%
Currituck County Board of Commissioners	Economic Development Commission	7	2	5	7	100.00%	28.57%	71.43%
Currituck County Board of Commissioners	Local ABC Board	5	0	5	2	40.00%	0.00%	250.00%
Currituck County Board of Commissioners	Local Tourism Development Authority	7	5	2	7	100.00%	71.43%	28.57%
Currituck County Board of Commissioners	Planning and Zoning Board	9	3	6	7	77.78%	42.86%	85.71%
Currituck County Board of Commissioners	Recreation Board	7	3	4	7	100.00%	42.86%	57.14%
Dare County Board of Commissioners	Adult Care Home Community Advisory Committee	6	0	1	1	16.67%	0.00%	100.00%
Dare County Board of Commissioners	Airport Authority	9	0	0	0	0.00%	0.00%	0.00%
Dare County Board of Commissioners	Board of Equalization & Review	5	2	3	5	100.00%	40.00%	60.00%
Dare County Board of Commissioners	County Board of Social Services	5	0	0	0	0.00%	0.00%	0.00%
Dare County Board of Commissioners	Juvenile Crime Prevention Commission	22	0	0	0	0.00%	0.00%	0.00%
Dare County Board of Commissioners	Library Board of Trustees	8	2	1	3	37.50%	66.67%	33.33%
Dare County Board of Commissioners	Local ABC Board	3	0	1	1	33.33%	0.00%	100.00%
Dare County Board of Commissioners	Local Board of Health	11	1	5	6	54.55%	16.67%	83.33%
Dare County Board of Commissioners	Local Tourism Development Authority	13	0	6	6	46.15%	0.00%	100.00%
Dare County Board of Commissioners	Planning Board	7	0	2	2	28.57%	0.00%	100.00%
Dare County Board of Commissioners	Public Transportation Authority	10	1	0	1	10.00%	100.00%	0.00%
Dare County Board of Commissioners	Recreation Board	14	6	3	9	64.29%	66.67%	33.33%
Dare County Board of Commissioners	Workforce Development Board	2	0	0	0	0.00%	0.00%	0.00%
Dare County Board of Commissioners	Zoning Board of Adjustment	5	0	1	1	20.00%	0.00%	100.00%
Davidson County Board of Commissioners	Adult Care Home Community Advisory Committee	7	2	0	2	28.57%	100.00%	0.00%
Davidson County Board of Commissioners	Airport Authority	7	0	4	4	57.14%	0.00%	100.00%
Davidson County Board of Commissioners	Area Mental Health, Developmental Disabilities, & Substance Abuse Board	4	0	0	0	0.00%	0.00%	0.00%
Davidson County Board of Commissioners	Board of Adjustment	7	0	0	0	0.00%	0.00%	0.00%
Davidson County Board of Commissioners	Board of Equalization & Review	7	0	0	0	0.00%	0.00%	0.00%
Davidson County Board of Commissioners	Community Child Protection Team or Child Fatality Prevention Team	21	0	0	0	0.00%	0.00%	0.00%
Davidson County Board of Commissioners	Community College Board of Trustees	15	0	0	0	0.00%	0.00%	0.00%
Davidson County Board of Commissioners	Community Relations Committee	9	0	0	0	0.00%	0.00%	0.00%
Davidson County Board of Commissioners	County Board of Social Services	6	0	3	3	50.00%	0.00%	100.00%
Davidson County Board of Commissioners	County Industrial Facilities & Pollution Control Financing Authority	7	0	0	0	0.00%	0.00%	0.00%
Davidson County Board of Commissioners	Criminal Justice Partnership Task Force	17	0	0	0	0.00%	0.00%	0.00%
Davidson County Board of Commissioners	Economic Development Commission	11	0	4	4	36.36%	0.00%	100.00%
Davidson County Board of Commissioners	Emergency Planning Committee	13	0	0	0	0.00%	0.00%	0.00%
Davidson County Board of Commissioners	Historic Preservation Commission	11	0	0	0	0.00%	0.00%	0.00%
Davidson County Board of Commissioners	Housing Authority	9	0	0	0	0.00%	0.00%	0.00%
Davidson County Board of Commissioners	Human Relations Commission	9	0	0	0	0.00%	0.00%	0.00%
Davidson County Board of Commissioners	Juvenile Crime Prevention Commission	25	0	0	0	0.00%	0.00%	0.00%
Davidson County Board of Commissioners	Library Board of Trustees	7	1	2	3	42.86%	33.33%	66.67%
Davidson County Board of Commissioners	Local Board of Health	12	0	4	4	33.33%	0.00%	100.00%
Davidson County Board of Commissioners	Local Tourism Development Authority	14	0	0	0	0.00%	0.00%	0.00%
Davidson County Board of Commissioners	Metropolitan Planning Organization	1	0	1	1	100.00%	0.00%	100.00%
Davidson County Board of Commissioners	Planning and Zoning Board	5	0	2	2	40.00%	0.00%	100.00%
Davidson County Board of Commissioners	Planning Board	5	1	2	3	60.00%	33.33%	66.67%
Davidson County Board of Commissioners	Public Transportation Authority	16	0	0	0	0.00%	0.00%	0.00%
Davidson County Board of Commissioners	Recreation Board	13	0	0	0	0.00%	0.00%	0.00%
Davidson County Board of Commissioners	Rural Planning Organization	1	0	1	1	100.00%	0.00%	100.00%



Body/Official Making Appointment	Body Receiving Appointment	Total Members of Board	Female Appts	Male Appts	Total Appts	% of Board or Commission Appointed	% Female Appts	% Male Appts
Davidson County Board of Commissioners	Workforce Development Board	28	0	1	1	3.57%	0.00%	100.00%
Davidson County Board of Commissioners	Zoning Board of Adjustment	7	0	2	2	28.57%	0.00%	100.00%
Davie County Board of Commissioners	Adult Care Home Community Advisory Committee	10	4	0	4	40.00%	100.00%	0.00%
Davie County Board of Commissioners	Area Mental Health, Developmental Disabilities, & Substance Abuse Board	19	0	1	1	5.26%	0.00%	100.00%
Davie County Board of Commissioners	Board of Adjustment	5	1	2	3	60.00%	33.33%	66.67%
Davie County Board of Commissioners	Board of Equalization & Review	5	0	4	4	80.00%	0.00%	100.00%
Davie County Board of Commissioners	Council of Governments	27	0	1	1	3.70%	0.00%	100.00%
Davie County Board of Commissioners	County Board of Social Services	5	0	1	1	20.00%	0.00%	100.00%
Davie County Board of Commissioners	Economic Development Commission	12	1	1	2	16.67%	50.00%	50.00%
Davie County Board of Commissioners	Juvenile Crime Prevention Commission	26	6	8	14	53.85%	42.86%	57.14%
Davie County Board of Commissioners	Library Board of Trustees	6	1	1	2	33.33%	50.00%	50.00%
Davie County Board of Commissioners	Local Board of Health	11	2	1	3	27.27%	66.67%	33.33%
Davie County Board of Commissioners	Local Partnership for Children	21	3	2	5	23.81%	60.00%	40.00%
Davie County Board of Commissioners	Metropolitan Planning Organization	19	0	1	1	5.26%	0.00%	100.00%
Davie County Board of Commissioners	Planning and Zoning Board	7	1	1	2	28.57%	50.00%	50.00%
Davie County Board of Commissioners	Rural Planning Organization	10	0	1	1	10.00%	0.00%	100.00%
Edgecombe County Board of Commissioners	Adult Care Home Community Advisory Committee	6	3	0	3	50.00%	100.00%	0.00%
Edgecombe County Board of Commissioners	Airport Authority	3	0	3	1	33.33%	0.00%	300.00%
Edgecombe County Board of Commissioners	Area Mental Health, Developmental Disabilities, & Substance Abuse Board	5	2	0	2	40.00%	100.00%	0.00%
Edgecombe County Board of Commissioners	Board of Adjustment	5	0	1	1	20.00%	0.00%	100.00%
Edgecombe County Board of Commissioners	Community College Board of Trustees	4	0	1	1	25.00%	0.00%	100.00%
Edgecombe County Board of Commissioners	Council of Governments	2	0	2	2	100.00%	0.00%	100.00%
Edgecombe County Board of Commissioners	Criminal Justice Partnership Task Force	16	0	3	3	18.75%	0.00%	100.00%
Edgecombe County Board of Commissioners	Economic Development Commission	9	2	1	3	33.33%	66.67%	33.33%
Edgecombe County Board of Commissioners	Emergency Planning Committee	31	0	3	3	9.68%	0.00%	100.00%
Edgecombe County Board of Commissioners	Human Relations Commission	13	5	3	8	61.54%	62.50%	37.50%
Edgecombe County Board of Commissioners	Local ABC Board	5	0	1	1	20.00%	0.00%	100.00%
Edgecombe County Board of Commissioners	Local Board of Health	11	0	1	1	9.09%	0.00%	100.00%
Edgecombe County Board of Commissioners	Local Tourism Development Authority	12	3	9	12	100.00%	25.00%	75.00%
Edgecombe County Board of Commissioners	Planning and Zoning Board	9	0	2	2	22.22%	0.00%	100.00%
Edgecombe County Board of Commissioners	Workforce Development Board	4	3	1	4	100.00%	75.00%	25.00%
Edgecombe County Board of Commissioners	Zoning Board of Adjustment	5	1	3	4	80.00%	25.00%	75.00%
Forsyth County Board of Commissioners	Adult Care Home Community Advisory Committee	21	7	1	8	38.10%	87.50%	12.50%
Forsyth County Board of Commissioners	Airport Authority	5	0	3	3	60.00%	0.00%	100.00%
Forsyth County Board of Commissioners	Area Mental Health, Developmental Disabilities, & Substance Abuse Board	7	1	2	3	42.86%	33.33%	66.67%
Forsyth County Board of Commissioners	Board of Equalization & Review	5	1	4	5	100.00%	20.00%	80.00%
Forsyth County Board of Commissioners	Community Child Protection Team or Child Fatality Prevention Team	21	4	4	8	38.10%	50.00%	50.00%
Forsyth County Board of Commissioners	Community College Board of Trustees	4	0	0	0	0.00%	0.00%	0.00%
Forsyth County Board of Commissioners	County Board of Social Services	3	0	0	0	0.00%	0.00%	0.00%
Forsyth County Board of Commissioners	County Industrial Facilities & Pollution Control Financing Authority	7	0	3	3	42.86%	0.00%	100.00%
Forsyth County Board of Commissioners	Historic Preservation Commission	5	0	0	0	0.00%	0.00%	0.00%
Forsyth County Board of Commissioners	Hospital Authority	12	2	2	4	33.33%	50.00%	50.00%
Forsyth County Board of Commissioners	Juvenile Crime Prevention Commission	26	1	3	4	15.38%	25.00%	75.00%
Forsyth County Board of Commissioners	Library Board of Trustees	7	0	0	0	0.00%	0.00%	0.00%
Forsyth County Board of Commissioners	Local Board of Health	11	1	1	2	18.18%	50.00%	50.00%
Forsyth County Board of Commissioners	Local Tourism Development Authority	4	0	1	1	25.00%	0.00%	100.00%
Forsyth County Board of Commissioners	Planning Board	4	0	1	1	25.00%	0.00%	100.00%
Forsyth County Board of Commissioners	Public Transportation Authority	2	0	0	0	0.00%	0.00%	0.00%

Body/Official Making Appointment	Body Receiving Appointment	Total Members of Board	Female Appts	Male Appts	Total Appts	% of Board or Commission Appointed	% Female Appts	% Male Appts
Forsyth County Board of Commissioners	Water and Sewer Authority	5	0	0	0	0.00%	0.00%	0.00%
Forsyth County Board of Commissioners	Zoning Board of Adjustment	5	1	1	2	40.00%	50.00%	50.00%
Franklin County Board of Commissioners	Adult Care Home Community Advisory Committee	6	2	0	2	33.33%	100.00%	0.00%
Franklin County Board of Commissioners	Airport Authority	7	0	4	4	57.14%	0.00%	100.00%
Franklin County Board of Commissioners	Area Mental Health, Developmental Disabilities, & Substance Abuse Board	3	0	1	1	33.33%	0.00%	100.00%
Franklin County Board of Commissioners	Board of Adjustment	7	1	3	4	57.14%	25.00%	75.00%
Franklin County Board of Commissioners	Board of Equalization & Review	7	1	6	7	100.00%	14.29%	85.71%
Franklin County Board of Commissioners	Community College Board of Trustees	7	3	1	4	57.14%	75.00%	25.00%
Franklin County Board of Commissioners	Council of Governments	2	0	2	2	100.00%	0.00%	100.00%
Franklin County Board of Commissioners	County Board of Social Services	5	0	1	1	20.00%	0.00%	100.00%
Franklin County Board of Commissioners	County Industrial Facilities & Pollution Control Financing Authority	8	0	0	0	0.00%	0.00%	0.00%
Franklin County Board of Commissioners	Economic Development Commission	9	1	5	6	66.67%	16.67%	83.33%
Franklin County Board of Commissioners	Juvenile Crime Prevention Commission	25	6	4	10	40.00%	60.00%	40.00%
Franklin County Board of Commissioners	Library Board of Trustees	7	4	0	4	57.14%	100.00%	0.00%
Franklin County Board of Commissioners	Local Board of Health	11	1	1	2	18.18%	50.00%	50.00%
Franklin County Board of Commissioners	Local Tourism Development Authority	7	1	2	3	42.86%	33.33%	66.67%
Franklin County Board of Commissioners	Metropolitan Planning Organization	2	0	2	2	100.00%	0.00%	100.00%
Franklin County Board of Commissioners	Planning Board	14	1	7	8	57.14%	12.50%	87.50%
Franklin County Board of Commissioners	Public Transportation Authority	1	0	1	1	100.00%	0.00%	100.00%
Franklin County Board of Commissioners	Recreation Board	7	1	3	4	57.14%	25.00%	75.00%
Franklin County Board of Commissioners	Rural Planning Organization	4	1	3	4	100.00%	25.00%	75.00%
Franklin County Board of Commissioners	Workforce Development Board	7	1	1	2	28.57%	50.00%	50.00%
Gaston County Board of Commissioners	Adult Care Home Community Advisory Committee	13	4	0	4	30.77%	100.00%	0.00%
Gaston County Board of Commissioners	Area Mental Health, Developmental Disabilities, & Substance Abuse Board	6	0	1	1	16.67%	0.00%	100.00%
Gaston County Board of Commissioners	Board of Adjustment	7	2	3	5	71.43%	40.00%	60.00%
Gaston County Board of Commissioners	Board of Equalization & Review	6	0	3	3	50.00%	0.00%	100.00%
Gaston County Board of Commissioners	Community Child Protection Team or Child Fatality Prevention Team	7	0	1	1	14.29%	0.00%	100.00%
Gaston County Board of Commissioners	Community College Board of Trustees	4	0	1	1	25.00%	0.00%	100.00%
Gaston County Board of Commissioners	Council of Governments	1	0	1	1	100.00%	0.00%	100.00%
Gaston County Board of Commissioners	County Board of Social Services	2	0	0	0	0.00%	0.00%	0.00%
Gaston County Board of Commissioners	County Industrial Facilities & Pollution Control Financing Authority	7	0	0	0	0.00%	0.00%	0.00%
Gaston County Board of Commissioners	Criminal Justice Partnership Task Force	21	0	0	0	0.00%	0.00%	0.00%
Gaston County Board of Commissioners	Economic Development Commission	14	0	7	7	50.00%	0.00%	100.00%
Gaston County Board of Commissioners	Emergency Planning Committee	33	5	8	13	39.39%	38.46%	61.54%
Gaston County Board of Commissioners	Historic Preservation Commission	7	0	1	1	14.29%	0.00%	100.00%
Gaston County Board of Commissioners	Hospital Authority	14	0	6	6	42.86%	0.00%	100.00%
Gaston County Board of Commissioners	Human Relations Commission	14	0	0	0	0.00%	0.00%	0.00%
Gaston County Board of Commissioners	Juvenile Crime Prevention Commission	26	2	7	9	34.62%	22.22%	77.78%
Gaston County Board of Commissioners	Library Board of Trustees	7	1	2	3	42.86%	33.33%	66.67%
Gaston County Board of Commissioners	Local Board of Health	11	1	2	3	27.27%	33.33%	66.67%
Gaston County Board of Commissioners	Local Partnership for Children	2	1	1	2	100.00%	50.00%	50.00%
Gaston County Board of Commissioners	Local Tourism Development Authority	11	2	5	7	63.64%	28.57%	71.43%
Gaston County Board of Commissioners	Planning Board	10	1	2	3	30.00%	33.33%	66.67%
Gaston County Board of Commissioners	Recreation Board	16	0	3	3	18.75%	0.00%	100.00%
Gaston County Board of Commissioners	Rural Planning Organization	2	0	1	1	50.00%	0.00%	100.00%
Gaston County Board of Commissioners	Workforce Development Board	25	5	2	7	28.00%	71.43%	28.57%
Graham County Board of Commissioners	Adult Care Home Community Advisory Committee	21	1	1	2	9.52%	50.00%	50.00%
Graham County Board of Commissioners	Area Mental Health, Developmental Disabilities, & Substance Abuse Board	30	0	1	1	3.33%	0.00%	100.00%

Body/Official Making Appointment	Body Receiving Appointment	Total Members of Board	Female Appts	Male Appts	Total Appts	% of Board or Commission Appointed	% Female Appts	% Male Appts
Graham County Board of Commissioners	Board of Equalization & Review	5	1	4	5	100.00%	20.00%	80.00%
Graham County Board of Commissioners	County Board of Social Services	5	3	0	3	60.00%	100.00%	0.00%
Graham County Board of Commissioners	Juvenile Crime Prevention Commission	26	0	1	1	3.85%	0.00%	100.00%
Graham County Board of Commissioners	Local Board of Health	11	2	2	4	36.36%	50.00%	50.00%
Graham County Board of Commissioners	Local Tourism Development Authority	7	2	5	7	100.00%	28.57%	71.43%
Graham County Board of Commissioners	Public Transportation Authority	11	5	6	11	100.00%	45.45%	54.55%
Graham County Board of Commissioners	Recreation Board	7	5	2	7	100.00%	71.43%	28.57%
Granville County Board of Commissioners	Adult Care Home Community Advisory Committee	5	3	0	3	60.00%	100.00%	0.00%
Granville County Board of Commissioners	Airport Authority	4	0	1	1	25.00%	0.00%	100.00%
Granville County Board of Commissioners	Board of Adjustment	7	0	3	3	42.86%	0.00%	100.00%
Granville County Board of Commissioners	County Industrial Facilities & Pollution Control Financing Authority	7	1	1	2	28.57%	50.00%	50.00%
Granville County Board of Commissioners	Criminal Justice Partnership Task Force	25	1	1	2	8.00%	50.00%	50.00%
Granville County Board of Commissioners	Economic Development Commission	9	1	1	2	22.22%	50.00%	50.00%
Granville County Board of Commissioners	Hospital Authority	10	0	5	5	50.00%	0.00%	100.00%
Granville County Board of Commissioners	Human Relations Commission	20	0	2	2	10.00%	0.00%	100.00%
Granville County Board of Commissioners	Library Board of Trustees	9	2	1	3	33.33%	66.67%	33.33%
Granville County Board of Commissioners	Local ABC Board	3	0	1	1	33.33%	0.00%	100.00%
Granville County Board of Commissioners	Local Board of Health	15	3	2	5	33.33%	60.00%	40.00%
Granville County Board of Commissioners	Local Tourism Development Authority	7	0	2	2	28.57%	0.00%	100.00%
Granville County Board of Commissioners	Planning Board	7	1	2	3	42.86%	33.33%	66.67%
Granville County Board of Commissioners	Public Transportation Authority	10	1	0	1	10.00%	100.00%	0.00%
Granville County Board of Commissioners	Recreation Board	7	1	1	2	28.57%	50.00%	50.00%
Granville County Board of Commissioners	Water and Sewer Authority	7	0	1	1	14.29%	0.00%	100.00%
Granville County Board of Commissioners	Workforce Development Board	21	1	2	3	14.29%	33.33%	66.67%
Guilford County Board of Commissioners	Adult Care Home Community Advisory Committee	25	6	2	8	32.00%	75.00%	25.00%
Guilford County Board of Commissioners	Airport Authority	7	0	1	1	14.29%	0.00%	100.00%
Guilford County Board of Commissioners	Area Mental Health, Developmental Disabilities, & Substance Abuse Board	16	1	0	1	6.25%	100.00%	0.00%
Guilford County Board of Commissioners	Board of Adjustment	10	1	0	1	10.00%	100.00%	0.00%
Guilford County Board of Commissioners	Board of Equalization & Review	11	1	4	5	45.45%	20.00%	80.00%
Guilford County Board of Commissioners	County Industrial Facilities & Pollution Control Financing Authority	7	1	1	2	28.57%	50.00%	50.00%
Guilford County Board of Commissioners	Criminal Justice Partnership Task Force	23	0	6	6	26.09%	0.00%	100.00%
Guilford County Board of Commissioners	Historic Preservation Commission	11	2	1	3	27.27%	66.67%	33.33%
Guilford County Board of Commissioners	Juvenile Crime Prevention Commission	26	2	3	5	19.23%	40.00%	60.00%
Guilford County Board of Commissioners	Local Board of Health	10	1	2	3	30.00%	33.33%	66.67%
Guilford County Board of Commissioners	Local Tourism Development Authority	13	2	2	4	30.77%	50.00%	50.00%
Guilford County Board of Commissioners	Planning Board	12	2	4	6	50.00%	33.33%	66.67%
Guilford County Board of Commissioners	Public Transportation Authority	17	3	3	6	35.29%	50.00%	50.00%
Guilford County Board of Commissioners	Recreation Board	17	0	3	3	17.65%	0.00%	100.00%
Halifax County Board of Commissioners	Adult Care Home Community Advisory Committee	5	1	0	1	20.00%	100.00%	0.00%
Halifax County Board of Commissioners	Airport Authority	12	0	1	1	8.33%	0.00%	100.00%
Halifax County Board of Commissioners	Board of Adjustment	8	0	3	3	37.50%	0.00%	100.00%
Halifax County Board of Commissioners	Board of Equalization & Review	6	2	4	6	100.00%	33.33%	66.67%
Halifax County Board of Commissioners	Community College Board of Trustees	12	0	1	1	8.33%	0.00%	100.00%
Halifax County Board of Commissioners	County Board of Social Services	5	1	0	1	20.00%	100.00%	0.00%
Halifax County Board of Commissioners	County Industrial Facilities & Pollution Control Financing Authority	7	0	2	2	28.57%	0.00%	100.00%
Halifax County Board of Commissioners	Criminal Justice Partnership Task Force	18	2	1	3	16.67%	66.67%	33.33%
Halifax County Board of Commissioners	Economic Development Commission	12	0	12	12	100.00%	0.00%	100.00%
Halifax County Board of Commissioners	Emergency Planning Committee	9	2	1	3	33.33%	66.67%	33.33%

Body/Official Making Appointment	Body Receiving Appointment	Total Members of Board	Female Appts	Male Appts	Total Appts	% of Board or Commission Appointed	% Female Appts	% Male Appts
Halifax County Board of Commissioners	Human Relations Commission	9	1	1	2	22.22%	50.00%	50.00%
Halifax County Board of Commissioners	Juvenile Crime Prevention Commission	27	8	11	19	70.37%	42.11%	57.89%
Halifax County Board of Commissioners	Library Board of Trustees	8	1	1	2	25.00%	50.00%	50.00%
Halifax County Board of Commissioners	Local ABC Board	3	6	1	1	33.33%	600.00%	100.00%
Halifax County Board of Commissioners	Local Tourism Development Authority	13	1	2	3	23.08%	33.33%	66.67%
Halifax County Board of Commissioners	Planning Board	10	0	1	1	10.00%	0.00%	100.00%
Haywood County Board of Commissioners	Adult Care Home Community Advisory Committee	4	4	0	4	100.00%	100.00%	0.00%
Haywood County Board of Commissioners	Board of Equalization & Review	5	0	0	0	0.00%	0.00%	0.00%
Haywood County Board of Commissioners	Community Child Protection Team or Child Fatality Prevention Team	18	0	0	0	0.00%	0.00%	0.00%
Haywood County Board of Commissioners	Community College Board of Trustees	14	1	1	2	14.29%	50.00%	50.00%
Haywood County Board of Commissioners	County Board of Social Services	5	0	0	0	0.00%	0.00%	0.00%
Haywood County Board of Commissioners	Criminal Justice Partnership Task Force	15	0	1	1	6.67%	0.00%	100.00%
Haywood County Board of Commissioners	Economic Development Commission	10	0	1	1	10.00%	0.00%	100.00%
Haywood County Board of Commissioners	Juvenile Crime Prevention Commission	17	0	1	1	5.88%	0.00%	100.00%
Haywood County Board of Commissioners	Library Board of Trustees	6	0	0	0	0.00%	0.00%	0.00%
Haywood County Board of Commissioners	Local Board of Health	11	2	1	3	27.27%	66.67%	33.33%
Haywood County Board of Commissioners	Local Tourism Development Authority	12	1	0	1	8.33%	100.00%	0.00%
Haywood County Board of Commissioners	Metropolitan Planning Organization	22	0	2	2	9.09%	0.00%	100.00%
Haywood County Board of Commissioners	Planning Board	9	0	2	2	22.22%	0.00%	100.00%
Haywood County Board of Commissioners	Recreation Board	7	0	3	3	42.86%	0.00%	100.00%
Henderson County Board of Commissioners	Adult Care Home Community Advisory Committee	23	5	3	8	34.78%	62.50%	37.50%
Henderson County Board of Commissioners	Board of Equalization & Review	8	0	3	3	37.50%	0.00%	100.00%
Henderson County Board of Commissioners	Community Child Protection Team or Child Fatality Prevention Team	6	6	0	6	100.00%	100.00%	0.00%
Henderson County Board of Commissioners	Community College Board of Trustees	4	0	3	3	75.00%	0.00%	100.00%
Henderson County Board of Commissioners	Council of Governments	3	0	0	0	0.00%	0.00%	0.00%
Henderson County Board of Commissioners	County Board of Social Services	5	1	0	1	20.00%	100.00%	0.00%
Henderson County Board of Commissioners	County Industrial Facilities & Pollution Control Financing Authority	7	0	1	1	14.29%	0.00%	100.00%
Henderson County Board of Commissioners	Criminal Justice Partnership Task Force	15	0	0	0	0.00%	0.00%	0.00%
Henderson County Board of Commissioners	Emergency Planning Committee	19	1	2	3	15.79%	33.33%	66.67%
Henderson County Board of Commissioners	Historic Preservation Commission	8	0	3	3	37.50%	0.00%	100.00%
Henderson County Board of Commissioners	Hospital Authority	12	1	3	4	33.33%	25.00%	75.00%
Henderson County Board of Commissioners	Juvenile Crime Prevention Commission	26	6	8	14	53.85%	42.86%	57.14%
Henderson County Board of Commissioners	Library Board of Trustees	8	0	3	3	37.50%	0.00%	100.00%
Henderson County Board of Commissioners	Local Board of Health	11	1	4	5	45.45%	20.00%	80.00%
Henderson County Board of Commissioners	Local Tourism Development Authority	4	1	3	4	100.00%	25.00%	75.00%
Henderson County Board of Commissioners	Planning Board	10	0	3	3	30.00%	0.00%	100.00%
Henderson County Board of Commissioners	Recreation Board	11	1	2	3	27.27%	33.33%	66.67%
Henderson County Board of Commissioners	Water and Sewer Authority	7	0	5	5	71.43%	0.00%	100.00%
Henderson County Board of Commissioners	Workforce Development Board	6	1	2	3	50.00%	33.33%	66.67%
Henderson County Board of Commissioners	Zoning Board of Adjustment	9	3	0	3	33.33%	100.00%	0.00%
Hertford County Board of Commissioners	Adult Care Home Community Advisory Committee	9	5	1	6	66.67%	83.33%	16.67%
Hertford County Board of Commissioners	Airport Authority	3	0	1	1	33.33%	0.00%	0.00%
Hertford County Board of Commissioners	Area Mental Health, Developmental Disabilities, & Substance Abuse Board	2	0	2	2	100.00%	0.00%	100.00%
Hertford County Board of Commissioners	Board of Equalization & Review	5	0	3	3	60.00%	0.00%	100.00%
Hertford County Board of Commissioners	Community College Board of Trustees	4	1	0	1	25.00%	100.00%	0.00%
Hertford County Board of Commissioners	Council of Governments	3	0	2	2	66.67%	0.00%	0.00%
Hertford County Board of Commissioners	County Board of Social Services	2	0	1	1	50.00%	0.00%	0.00%
Hertford County Board of Commissioners	County Industrial Facilities & Pollution Control Financing Authority	7	0	3	3	42.86%	0.00%	100.00%

Body/Official Making Appointment	Body Receiving Appointment	Total Members of Board	Female Appts	Male Appts	Total Appts	% of Board or Commission Appointed	% Female Appts	% Male Appts
Hertford County Board of Commissioners	Economic Development Commission	9	2	2	4	44.44%	50.00%	50.00%
Hertford County Board of Commissioners	Housing Authority	1	0	0	0	0.00%	0.00%	0.00%
Hertford County Board of Commissioners	Juvenile Crime Prevention Commission	20	0	0	0	0.00%	0.00%	0.00%
Hertford County Board of Commissioners	Library Board of Trustees	6	1	1	2	33.33%	50.00%	50.00%
Hertford County Board of Commissioners	Local ABC Board	3	1	0	1	33.33%	100.00%	0.00%
Hertford County Board of Commissioners	Local Board of Health	9	1	1	2	22.22%	50.00%	50.00%
Hertford County Board of Commissioners	Planning Board	7	0	3	3	42.86%	0.00%	100.00%
Hertford County Board of Commissioners	Public Transportation Authority	2	1	0	1	50.00%	0.00%	0.00%
Hertford County Board of Commissioners	Rural Planning Organization	1	0	1	1	100.00%	0.00%	100.00%
Hertford County Board of Commissioners	Workforce Development Board	5	1	4	5	100.00%	20.00%	80.00%
Hertford County Board of Commissioners	Zoning Board of Adjustment	7	0	3	3	42.86%	0.00%	100.00%
Hoke County Board of Commissioners	Area Mental Health, Developmental Disabilities, & Substance Abuse Board	3	0	1	1	33.33%	0.00%	100.00%
Hoke County Board of Commissioners	Board of Adjustment	7	0	3	3	42.86%	0.00%	100.00%
Hoke County Board of Commissioners	Criminal Justice Partnership Task Force	9	0	1	1	11.11%	0.00%	100.00%
Hoke County Board of Commissioners	Juvenile Crime Prevention Commission	21	3	1	4	19.05%	75.00%	25.00%
Hoke County Board of Commissioners	Library Board of Trustees	10	1	0	1	10.00%	100.00%	0.00%
Hoke County Board of Commissioners	Local ABC Board	3	0	1	1	33.33%	0.00%	100.00%
Hoke County Board of Commissioners	Local Board of Health	9	2	2	4	44.44%	50.00%	50.00%
Hoke County Board of Commissioners	Planning Board	7	0	2	2	28.57%	0.00%	100.00%
Hoke County Board of Commissioners	Recreation Board	11	2	3	5	45.45%	40.00%	60.00%
Iredell County Board of Commissioners	Adult Care Home Community Advisory Committee	15	2	2	4	26.67%	50.00%	50.00%
Iredell County Board of Commissioners	Area Mental Health, Developmental Disabilities, & Substance Abuse Board	6	1	1	2	33.33%	50.00%	50.00%
Iredell County Board of Commissioners	Board of Equalization & Review	5	0	4	4	80.00%	0.00%	100.00%
Iredell County Board of Commissioners	Community College Board of Trustees	4	0	1	1	25.00%	0.00%	100.00%
Iredell County Board of Commissioners	Council of Governments	1	0	0	0	0.00%	0.00%	0.00%
Iredell County Board of Commissioners	County Board of Social Services	2	0	0	0	0.00%	0.00%	0.00%
Iredell County Board of Commissioners	County Industrial Facilities & Pollution Control Financing Authority	7	0	0	0	0.00%	0.00%	0.00%
Iredell County Board of Commissioners	Criminal Justice Partnership Task Force	21	4	5	9	42.86%	44.44%	55.56%
Iredell County Board of Commissioners	Emergency Planning Committee	43	0	2	2	4.65%	0.00%	100.00%
Iredell County Board of Commissioners	Historic Preservation Commission	8	0	0	0	0.00%	0.00%	0.00%
Iredell County Board of Commissioners	Juvenile Crime Prevention Commission	26	7	4	11	42.31%	63.64%	36.36%
Iredell County Board of Commissioners	Local Board of Health	11	0	3	3	27.27%	0.00%	100.00%
Iredell County Board of Commissioners	Planning Board	11	1	4	5	45.45%	20.00%	80.00%
Iredell County Board of Commissioners	Recreation Board	11	1	3	4	36.36%	25.00%	75.00%
Iredell County Board of Commissioners	Workforce Development Board	4	1	0	1	25.00%	100.00%	0.00%
Iredell County Board of Commissioners	Zoning Board of Adjustment	7	0	4	4	57.14%	0.00%	100.00%
Jackson County Board of Commissioners	Adult Care Home Community Advisory Committee	7	1	0	1	14.29%	100.00%	0.00%
Jackson County Board of Commissioners	Area Mental Health, Developmental Disabilities, & Substance Abuse Board	24	0	1	1	4.17%	0.00%	100.00%
Jackson County Board of Commissioners	Board of Adjustment	7	0	1	1	14.29%	0.00%	100.00%
Jackson County Board of Commissioners	Board of Equalization & Review	5	1	4	5	100.00%	20.00%	80.00%
Jackson County Board of Commissioners	Community College Board of Trustees	14	0	1	1	7.14%	0.00%	100.00%
Jackson County Board of Commissioners	County Board of Social Services	5	1	0	1	20.00%	100.00%	0.00%
Jackson County Board of Commissioners	County Industrial Facilities & Pollution Control Financing Authority	7	2	5	7	100.00%	28.57%	71.43%
Jackson County Board of Commissioners	Criminal Justice Partnership Task Force	16	4	8	12	75.00%	33.33%	66.67%
Jackson County Board of Commissioners	Economic Development Commission	9	0	1	1	11.11%	0.00%	100.00%
Jackson County Board of Commissioners	Juvenile Crime Prevention Commission	20	0	1	1	5.00%	0.00%	100.00%
Jackson County Board of Commissioners	Library Board of Trustees	8	1	2	3	37.50%	33.33%	66.67%
Jackson County Board of Commissioners	Planning Board	11	2	6	8	72.73%	25.00%	75.00%

Body/Official Making Appointment	Body Receiving Appointment	Total Members of Board	Female Appts	Male Appts	Total Appts	% of Board or Commission Appointed	% Female Appts	% Male Appts
Jackson County Board of Commissioners	Public Transportation Authority	14	0	1	1	7.14%	0.00%	100.00%
Jones County Board of Commissioners	Adult Care Home Community Advisory Committee	7	2	1	3	42.86%	66.67%	33.33%
Jones County Board of Commissioners	Board of Equalization & Review	5	1	4	5	100.00%	20.00%	80.00%
Jones County Board of Commissioners	Community College Board of Trustees	2	0	1	1	50.00%	0.00%	100.00%
Jones County Board of Commissioners	County Industrial Facilities & Pollution Control Financing Authority	7	1	1	2	28.57%	50.00%	50.00%
Jones County Board of Commissioners	Juvenile Crime Prevention Commission	18	11	7	18	100.00%	61.11%	38.89%
Jones County Board of Commissioners	Local Board of Health	11	4	3	7	63.64%	57.14%	42.86%
Lee County Board of Commissioners	Adult Care Home Community Advisory Committee	18	1	1	2	11.11%	50.00%	50.00%
Lee County Board of Commissioners	Airport Authority	7	0	1	1	14.29%	0.00%	100.00%
Lee County Board of Commissioners	Area Mental Health, Developmental Disabilities, & Substance Abuse Board	26	1	0	1	3.85%	100.00%	0.00%
Lee County Board of Commissioners	Board of Equalization & Review	5	0	2	2	40.00%	0.00%	100.00%
Lee County Board of Commissioners	Community College Board of Trustees	16	0	1	1	6.25%	0.00%	100.00%
Lee County Board of Commissioners	Juvenile Crime Prevention Commission	16	1	0	1	6.25%	100.00%	0.00%
Lee County Board of Commissioners	Library Board of Trustees	7	3	0	3	42.86%	100.00%	0.00%
Lee County Board of Commissioners	Local Board of Health	10	1	1	2	20.00%	50.00%	50.00%
Lee County Board of Commissioners	Public Transportation Authority	25	0	1	1	4.00%	0.00%	100.00%
Lee County Board of Commissioners	Recreation Board	7	0	3	3	42.86%	0.00%	100.00%
Lee County Board of Commissioners	Workforce Development Board	6	0	2	2	33.33%	0.00%	100.00%
Lenoir County Board of Commissioners	Adult Care Home Community Advisory Committee	13	0	0	0	0.00%	0.00%	0.00%
Lenoir County Board of Commissioners	Area Mental Health, Developmental Disabilities, & Substance Abuse Board	3	0	0	0	0.00%	0.00%	0.00%
Lenoir County Board of Commissioners	Board of Equalization & Review	5	1	4	5	100.00%	20.00%	80.00%
Lenoir County Board of Commissioners	County Board of Social Services	5	1	0	1	20.00%	100.00%	0.00%
Lenoir County Board of Commissioners	Criminal Justice Partnership Task Force	13	4	1	5	38.46%	80.00%	20.00%
Lenoir County Board of Commissioners	Economic Development Commission	9	0	2	2	22.22%	0.00%	100.00%
Lenoir County Board of Commissioners	Juvenile Crime Prevention Commission	27	9	5	14	51.85%	64.29%	35.71%
Lenoir County Board of Commissioners	Library Board of Trustees	7	1	2	3	42.86%	33.33%	66.67%
Lenoir County Board of Commissioners	Local ABC Board	3	0	1	1	33.33%	0.00%	100.00%
Lenoir County Board of Commissioners	Local Board of Health	9	0	1	1	11.11%	0.00%	100.00%
Lenoir County Board of Commissioners	Local Tourism Development Authority	7	2	1	3	42.86%	66.67%	33.33%
Lenoir County Board of Commissioners	Planning Board	7	0	3	3	42.86%	0.00%	100.00%
Lenoir County Board of Commissioners	Recreation Board	14	1	4	5	35.71%	20.00%	80.00%
Lenoir County Board of Commissioners	Workforce Development Board	3	1	1	2	66.67%	50.00%	50.00%
Lincoln County Board of Commissioners	Airport Authority	7	0	1	1	14.29%	0.00%	100.00%
Lincoln County Board of Commissioners	Board of Adjustment	5	1	2	3	60.00%	33.33%	66.67%
Lincoln County Board of Commissioners	Board of Equalization & Review	5	0	4	4	80.00%	0.00%	100.00%
Lincoln County Board of Commissioners	Community Child Protection Team or Child Fatality Prevention Team	20	1	0	1	5.00%	100.00%	0.00%
Lincoln County Board of Commissioners	County Board of Social Services	5	0	2	2	40.00%	0.00%	100.00%
Lincoln County Board of Commissioners	Economic Development Commission	9	1	0	1	11.11%	100.00%	0.00%
Lincoln County Board of Commissioners	Historic Preservation Commission	12	2	1	3	25.00%	66.67%	33.33%
Lincoln County Board of Commissioners	Library Board of Trustees	6	1	0	1	16.67%	100.00%	0.00%
Lincoln County Board of Commissioners	Local Board of Health	11	1	0	1	9.09%	100.00%	0.00%
Lincoln County Board of Commissioners	Planning Board	9	0	4	4	44.44%	0.00%	100.00%
Lincoln County Board of Commissioners	Recreation Board	11	1	4	5	45.45%	20.00%	80.00%
Lincoln County Board of Commissioners	Workforce Development Board	23	2	0	2	8.70%	100.00%	0.00%
Macon County Board of Commissioners	Board of Adjustment	7	0	2	2	28.57%	0.00%	100.00%
Macon County Board of Commissioners	Community College Board of Trustees	3	0	2	2	66.67%	0.00%	100.00%
Macon County Board of Commissioners	Economic Development Commission	12	1	7	8	66.67%	12.50%	87.50%
Macon County Board of Commissioners	Juvenile Crime Prevention Commission	27	5	1	6	22.22%	83.33%	16.67%

Body/Official Making Appointment	Body Receiving Appointment	Total Members of Board	Female Appts	Male Appts	Total Appts	% of Board or Commission Appointed	% Female Appts	% Male Appts
Macon County Board of Commissioners	Library Board of Trustees	7	1	1	2	28.57%	50.00%	50.00%
Macon County Board of Commissioners	Local Board of Health	10	1	1	2	20.00%	50.00%	50.00%
Macon County Board of Commissioners	Planning Board	11	1	2	3	27.27%	33.33%	66.67%
Macon County Board of Commissioners	Recreation Board	6	0	2	2	33.33%	0.00%	100.00%
Madison County Board of Commissioners	Adult Care Home Community Advisory Committee	12	0	0	0	0.00%	0.00%	0.00%
Madison County Board of Commissioners	Board of Adjustment	7	1	1	2	28.57%	50.00%	50.00%
Madison County Board of Commissioners	Board of Equalization & Review	6	1	1	2	33.33%	50.00%	50.00%
Madison County Board of Commissioners	Community Child Protection Team or Child Fatality Prevention Team	35	17	11	28	80.00%	60.71%	39.29%
Madison County Board of Commissioners	Community College Board of Trustees	3	1	0	1	33.33%	100.00%	0.00%
Madison County Board of Commissioners	County Board of Social Services	5	0	1	1	20.00%	0.00%	100.00%
Madison County Board of Commissioners	Criminal Justice Partnership Task Force	14	4	8	12	85.71%	33.33%	66.67%
Madison County Board of Commissioners	Economic Development Commission	16	1	6	7	43.75%	14.29%	85.71%
Madison County Board of Commissioners	Emergency Planning Committee	9	0	0	0	0.00%	0.00%	0.00%
Madison County Board of Commissioners	Housing Authority	5	0	1	1	20.00%	0.00%	100.00%
Madison County Board of Commissioners	Juvenile Crime Prevention Commission	23	0	0	0	0.00%	0.00%	0.00%
Madison County Board of Commissioners	Library Board of Trustees	7	1	1	2	28.57%	50.00%	50.00%
Madison County Board of Commissioners	Local Board of Health	12	1	1	2	16.67%	50.00%	50.00%
Madison County Board of Commissioners	Local Tourism Development Authority	12	0	0	0	0.00%	0.00%	0.00%
Madison County Board of Commissioners	Planning and Zoning Board	13	0	1	1	7.69%	0.00%	100.00%
Madison County Board of Commissioners	Public Transportation Authority	12	1	4	5	41.67%	20.00%	80.00%
Madison County Board of Commissioners	Recreation Board	15	3	7	10	66.67%	30.00%	70.00%
Martin County Board of Commissioners	Adult Care Home Community Advisory Committee	10	0	0	0	0.00%	0.00%	0.00%
Martin County Board of Commissioners	Airport Authority	7	0	2	2	28.57%	0.00%	100.00%
Martin County Board of Commissioners	Board of Equalization & Review	5	0	5	5	100.00%	0.00%	100.00%
Martin County Board of Commissioners	Community Child Protection Team or Child Fatality Prevention Team	17	0	0	0	0.00%	0.00%	0.00%
Martin County Board of Commissioners	Community College Board of Trustees	12	1	0	1	8.33%	100.00%	0.00%
Martin County Board of Commissioners	Council of Governments	2	0	2	2	100.00%	0.00%	100.00%
Martin County Board of Commissioners	County Board of Social Services	6	0	0	0	0.00%	0.00%	0.00%
Martin County Board of Commissioners	County Industrial Facilities & Pollution Control Financing Authority	7	0	0	0	0.00%	0.00%	0.00%
Martin County Board of Commissioners	Criminal Justice Partnership Task Force	14	2	4	6	42.86%	33.33%	66.67%
Martin County Board of Commissioners	Economic Development Commission	4	0	0	0	0.00%	0.00%	0.00%
Martin County Board of Commissioners	Housing Authority	1	0	1	1	100.00%	0.00%	100.00%
Martin County Board of Commissioners	Human Relations Commission	16	0	0	0	0.00%	0.00%	0.00%
Martin County Board of Commissioners	Juvenile Crime Prevention Commission	21	5	3	8	38.10%	62.50%	37.50%
Martin County Board of Commissioners	Library Board of Trustees	9	0	0	0	0.00%	0.00%	0.00%
Martin County Board of Commissioners	Local ABC Board	5	0	0	0	0.00%	0.00%	0.00%
Martin County Board of Commissioners	Local Tourism Development Authority	11	0	1	1	9.09%	0.00%	100.00%
Martin County Board of Commissioners	Water and Sewer Authority	6	0	0	0	0.00%	0.00%	0.00%
Martin County Board of Commissioners	Workforce Development Board	5	0	0	0	0.00%	0.00%	0.00%
McDowell County Board of Commissioners	Adult Care Home Community Advisory Committee	5	2	1	3	60.00%	66.67%	33.33%
McDowell County Board of Commissioners	County Board of Social Services	5	0	1	1	20.00%	0.00%	100.00%
McDowell County Board of Commissioners	Economic Development Commission	15	0	3	3	20.00%	0.00%	100.00%
McDowell County Board of Commissioners	Library Board of Trustees	9	0	1	1	11.11%	0.00%	100.00%
McDowell County Board of Commissioners	Local Tourism Development Authority	7	0	1	1	14.29%	0.00%	100.00%
McDowell County Board of Commissioners	Planning Board	11	0	3	3	27.27%	0.00%	100.00%
McDowell County Board of Commissioners	Rural Planning Organization	7	0	2	2	28.57%	0.00%	100.00%
McDowell County Board of Commissioners	Workforce Development Board	6	0	1	1	16.67%	0.00%	100.00%
Mitchell County Board of Commissioners	Board of Equalization & Review	5	1	4	5	100.00%	20.00%	80.00%

Body/Official Making Appointment	Body Receiving Appointment	Total Members of Board	Female Appts	Male Appts	Total Appts	% of Board or Commission Appointed	% Female Appts	% Male Appts
Mitchell County Board of Commissioners	Economic Development Commission	11	0	2	2	18.18%	0.00%	100.00%
Montgomery County Board of Commissioners	Adult Care Home Community Advisory Committee	21	15	6	21	100.00%	71.43%	28.57%
Montgomery County Board of Commissioners	Airport Authority	8	1	7	8	100.00%	12.50%	87.50%
Montgomery County Board of Commissioners	Area Mental Health, Developmental Disabilities, & Substance Abuse Board	26	0	2	2	7.69%	0.00%	100.00%
Montgomery County Board of Commissioners	Board of Equalization & Review	5	1	4	5	100.00%	20.00%	80.00%
Montgomery County Board of Commissioners	Community Child Protection Team or Child Fatality Prevention Team	35	1	0	1	2.86%	100.00%	0.00%
Montgomery County Board of Commissioners	Community College Board of Trustees	13	4	0	4	30.77%	100.00%	0.00%
Montgomery County Board of Commissioners	Council of Governments	45	1	0	1	2.22%	100.00%	0.00%
Montgomery County Board of Commissioners	County Board of Social Services	5	1	1	2	40.00%	50.00%	50.00%
Montgomery County Board of Commissioners	County Industrial Facilities & Pollution Control Financing Authority	7	0	7	7	100.00%	0.00%	100.00%
Montgomery County Board of Commissioners	Economic Development Commission	18	0	3	3	16.67%	0.00%	100.00%
Montgomery County Board of Commissioners	Emergency Planning Committee	12	0	7	7	58.33%	0.00%	100.00%
Montgomery County Board of Commissioners	Juvenile Crime Prevention Commission	25	6	1	7	28.00%	85.71%	14.29%
Montgomery County Board of Commissioners	Library Board of Trustees	6	4	2	6	100.00%	66.67%	33.33%
Montgomery County Board of Commissioners	Local Board of Health	11	4	7	11	100.00%	36.36%	63.64%
Montgomery County Board of Commissioners	Local Tourism Development Authority	10	5	5	10	100.00%	50.00%	50.00%
Montgomery County Board of Commissioners	Planning and Zoning Board	5	1	4	5	100.00%	20.00%	80.00%
Montgomery County Board of Commissioners	Workforce Development Board	6	4	2	6	100.00%	66.67%	33.33%
Montgomery County Board of Commissioners	Zoning Board of Adjustment	5	0	5	5	100.00%	0.00%	100.00%
Moore County Board of Commissioners	Adult Care Home Community Advisory Committee	19	9	1	10	52.63%	90.00%	10.00%
Moore County Board of Commissioners	Airport Authority	5	0	1	1	20.00%	0.00%	100.00%
Moore County Board of Commissioners	Area Mental Health, Developmental Disabilities, & Substance Abuse Board	5	0	0	0	0.00%	0.00%	0.00%
Moore County Board of Commissioners	Board of Adjustment	5	1	2	3	60.00%	33.33%	66.67%
Moore County Board of Commissioners	Board of Equalization & Review	5	1	0	1	20.00%	100.00%	0.00%
Moore County Board of Commissioners	Community Child Protection Team or Child Fatality Prevention Team	14	0	0	0	0.00%	#DIV/0!	#DIV/0!
Moore County Board of Commissioners	Community College Board of Trustees	13	0	1	1	7.69%	0.00%	100.00%
Moore County Board of Commissioners	County Board of Social Services	5	1	0	1	20.00%	100.00%	0.00%
Moore County Board of Commissioners	Criminal Justice Partnership Task Force	13	1	2	3	23.08%	33.33%	66.67%
Moore County Board of Commissioners	Emergency Planning Committee	10	3	7	10	100.00%	30.00%	70.00%
Moore County Board of Commissioners	Juvenile Crime Prevention Commission	15	6	1	7	46.67%	85.71%	14.29%
Moore County Board of Commissioners	Library Board of Trustees	10	3	1	4	40.00%	75.00%	25.00%
Moore County Board of Commissioners	Local ABC Board	5	0	3	3	60.00%	0.00%	100.00%
Moore County Board of Commissioners	Local Board of Health	11	0	5	5	45.45%	0.00%	100.00%
Moore County Board of Commissioners	Local Tourism Development Authority	9	2	1	3	33.33%	66.67%	33.33%
Moore County Board of Commissioners	Planning Board	11	1	6	7	63.64%	14.29%	85.71%
Moore County Board of Commissioners	Recreation Board	7	0	3	3	42.86%	0.00%	100.00%
Moore County Board of Commissioners	Workforce Development Board	6	1	1	2	33.33%	50.00%	50.00%
Nash County Board of Commissioners	Adult Care Home Community Advisory Committee	10	2	1	3	30.00%	66.67%	33.33%
Nash County Board of Commissioners	Board of Adjustment	5	0	1	1	20.00%	0.00%	100.00%
Nash County Board of Commissioners	Community College Board of Trustees	4	1	0	1	25.00%	100.00%	0.00%
Nash County Board of Commissioners	Council of Governments	9	0	1	1	11.11%	0.00%	100.00%
Nash County Board of Commissioners	Economic Development Commission	8	1	2	3	37.50%	33.33%	66.67%
Nash County Board of Commissioners	Hospital Authority	14	2	3	5	35.71%	40.00%	60.00%
Nash County Board of Commissioners	Local Board of Health	11	0	2	2	18.18%	0.00%	100.00%
Nash County Board of Commissioners	Local Tourism Development Authority	15	2	2	4	26.67%	50.00%	50.00%
Nash County Board of Commissioners	Workforce Development Board	5	1	0	1	20.00%	100.00%	0.00%
New Hanover County Board of Commissioners	Adult Care Home Community Advisory Committee	13	5	0	5	38.46%	100.00%	0.00%
New Hanover County Board of Commissioners	Airport Authority	5	0	2	2	40.00%	0.00%	100.00%



Body/Official Making Appointment	Body Receiving Appointment	Total Members of Board	Female Appts	Male Appts	Total Appts	% of Board or Commission Appointed	% Female Appts	% Male Appts
New Hanover County Board of Commissioners	Board of Equalization & Review	5	1	4	5	100.00%	20.00%	80.00%
New Hanover County Board of Commissioners	Community Child Protection Team or Child Fatality Prevention Team	7	7	0	7	100.00%	100.00%	0.00%
New Hanover County Board of Commissioners	Community College Board of Trustees	4	0	1	1	25.00%	0.00%	100.00%
New Hanover County Board of Commissioners	County Board of Social Services	2	0	0	2	100.00%	0.00%	0.00%
New Hanover County Board of Commissioners	County Industrial Facilities & Pollution Control Financing Authority	7	0	2	2	28.57%	0.00%	100.00%
New Hanover County Board of Commissioners	Criminal Justice Partnership Task Force	13	2	7	9	69.23%	22.22%	77.78%
New Hanover County Board of Commissioners	Economic Development Commission	5	0	2	2	40.00%	0.00%	100.00%
New Hanover County Board of Commissioners	Hospital Authority	12	0	4	4	33.33%	0.00%	100.00%
New Hanover County Board of Commissioners	Human Relations Commission	6	1	2	3	50.00%	33.33%	66.67%
New Hanover County Board of Commissioners	Juvenile Crime Prevention Commission	14	4	4	8	57.14%	50.00%	50.00%
New Hanover County Board of Commissioners	Library Board of Trustees	12	2	2	4	33.33%	50.00%	50.00%
New Hanover County Board of Commissioners	Local ABC Board	3	0	1	1	33.33%	0.00%	100.00%
New Hanover County Board of Commissioners	Local Board of Health	11	2	2	4	36.36%	50.00%	50.00%
New Hanover County Board of Commissioners	Local Tourism Development Authority	15	0	3	3	20.00%	0.00%	100.00%
New Hanover County Board of Commissioners	Planning Board	7	0	2	2	28.57%	0.00%	100.00%
New Hanover County Board of Commissioners	Public Transportation Authority	5	0	2	2	40.00%	0.00%	100.00%
New Hanover County Board of Commissioners	Recreation Board	8	0	2	2	25.00%	0.00%	100.00%
New Hanover County Board of Commissioners	Water and Sewer Authority	2	0	1	1	50.00%	0.00%	100.00%
New Hanover County Board of Commissioners	Zoning Board of Adjustment	5	1	1	2	40.00%	50.00%	50.00%
Northampton County Board of Commissioners	Adult Care Home Community Advisory Committee	10	5	0	5	50.00%	100.00%	0.00%
Northampton County Board of Commissioners	Airport Authority	13	0	1	1	7.69%	0.00%	100.00%
Northampton County Board of Commissioners	Board of Equalization & Review	5	2	3	5	100.00%	40.00%	60.00%
Northampton County Board of Commissioners	Community Child Protection Team or Child Fatality Prevention Team	22	1	0	1	4.55%	100.00%	0.00%
Northampton County Board of Commissioners	Local ABC Board	3	1	1	2	66.67%	50.00%	50.00%
Northampton County Board of Commissioners	Local Board of Health	11	1	2	3	27.27%	33.33%	66.67%
Northampton County Board of Commissioners	Planning Board	7	0	1	1	14.29%	0.00%	100.00%
Pamlico County Board of Commissioners	Adult Care Home Community Advisory Committee	12	5	1	6	50.00%	83.33%	16.67%
Pamlico County Board of Commissioners	Board of Equalization & Review	7	2	5	7	100.00%	28.57%	71.43%
Pamlico County Board of Commissioners	Community College Board of Trustees	12	0	1	1	8.33%	0.00%	100.00%
Pamlico County Board of Commissioners	County Board of Social Services	5	0	0	0	0.00%	0.00%	0.00%
Pamlico County Board of Commissioners	Emergency Planning Committee	5	0	0	0	0.00%	0.00%	0.00%
Pamlico County Board of Commissioners	Juvenile Crime Prevention Commission	20	9	12	21	105.00%	42.86%	57.14%
Pamlico County Board of Commissioners	Library Board of Trustees	10	0	0	0	0.00%	0.00%	0.00%
Pamlico County Board of Commissioners	Local ABC Board	4	0	2	2	50.00%	0.00%	100.00%
Pamlico County Board of Commissioners	Local Board of Health	12	1	1	2	16.67%	50.00%	50.00%
Pamlico County Board of Commissioners	Planning Board	7	0	0	0	0.00%	0.00%	0.00%
Pamlico County Board of Commissioners	Recreation Board	9	0	0	0	0.00%	0.00%	0.00%
Pamlico County Board of Commissioners	Water and Sewer Authority	11	0	3	3	27.27%	0.00%	100.00%
Pamlico County Board of Commissioners	Workforce Development Board	3	0	1	1	33.33%	0.00%	100.00%
Pasquotank County Board of Commissioners	Adult Care Home Community Advisory Committee	5	2	1	3	60.00%	66.67%	33.33%
Pasquotank County Board of Commissioners	Airport Authority	7	0	2	2	28.57%	0.00%	100.00%
Pasquotank County Board of Commissioners	Board of Adjustment	7	0	6	6	85.71%	0.00%	100.00%
Pasquotank County Board of Commissioners	Community Child Protection Team or Child Fatality Prevention Team	18	1	0	1	5.56%	100.00%	0.00%
Pasquotank County Board of Commissioners	Community College Board of Trustees	19	1	0	1	5.26%	100.00%	0.00%
Pasquotank County Board of Commissioners	Council of Governments	14	0	1	1	7.14%	0.00%	100.00%
Pasquotank County Board of Commissioners	County Industrial Facilities & Pollution Control Financing Authority	7	1	1	2	28.57%	50.00%	50.00%
Pasquotank County Board of Commissioners	Criminal Justice Partnership Task Force	18	2	2	4	22.22%	50.00%	50.00%
Pasquotank County Board of Commissioners	Economic Development Commission	9	0	3	3	33.33%	0.00%	100.00%

Body/Official Making Appointment	Body Receiving Appointment	Total Members of Board	Female Appts	Male Appts	Total Appts	% of Board or Commission Appointed	% Female Appts	% Male Appts
Pasquotank County Board of Commissioners	Hospital Authority	15	0	5	5	33.33%	0.00%	100.00%
Pasquotank County Board of Commissioners	Library Board of Trustees	10	2	0	2	20.00%	100.00%	0.00%
Pasquotank County Board of Commissioners	Local Board of Health	16	0	1	1	6.25%	0.00%	100.00%
Pasquotank County Board of Commissioners	Local Tourism Development Authority	9	1	3	4	44.44%	25.00%	75.00%
Pasquotank County Board of Commissioners	Public Transportation Authority	6	0	1	1	16.67%	0.00%	100.00%
Pasquotank County Board of Commissioners	Recreation Board	8	0	2	2	25.00%	0.00%	100.00%
Pender County Board of Commissioners	Adult Care Home Community Advisory Committee	9	1	2	3	33.33%	33.33%	66.67%
Pender County Board of Commissioners	Area Mental Health, Developmental Disabilities, & Substance Abuse Board	5	0	0	0	0.00%	0.00%	0.00%
Pender County Board of Commissioners	Board of Adjustment	7	0	1	1	14.29%	0.00%	100.00%
Pender County Board of Commissioners	Board of Equalization & Review	6	0	6	6	100.00%	0.00%	100.00%
Pender County Board of Commissioners	County Board of Social Services	5	1	1	2	40.00%	50.00%	50.00%
Pender County Board of Commissioners	County Industrial Facilities & Pollution Control Financing Authority	7	0	0	0	0.00%	0.00%	0.00%
Pender County Board of Commissioners	Criminal Justice Partnership Task Force	20	2	2	4	20.00%	50.00%	50.00%
Pender County Board of Commissioners	Hospital Authority	5	1	1	2	40.00%	50.00%	50.00%
Pender County Board of Commissioners	Juvenile Crime Prevention Commission	18	4	9	13	72.22%	30.77%	69.23%
Pender County Board of Commissioners	Library Board of Trustees	5	3	0	3	60.00%	100.00%	0.00%
Pender County Board of Commissioners	Local ABC Board	5	1	1	2	40.00%	50.00%	50.00%
Pender County Board of Commissioners	Local Board of Health	11	5	2	7	63.64%	71.43%	28.57%
Pender County Board of Commissioners	Local Tourism Development Authority	11	3	4	7	63.64%	42.86%	57.14%
Pender County Board of Commissioners	Planning Board	10	0	2	2	20.00%	0.00%	100.00%
Pender County Board of Commissioners	Recreation Board	7	0	1	1	14.29%	0.00%	100.00%
Perquimans County Board of Commissioners	Adult Care Home Community Advisory Committee	6	4	0	4	66.67%	100.00%	0.00%
Perquimans County Board of Commissioners	Board of Equalization & Review	6	3	3	6	100.00%	50.00%	50.00%
Perquimans County Board of Commissioners	Community Child Protection Team or Child Fatality Prevention Team	16	2	2	4	25.00%	50.00%	50.00%
Perquimans County Board of Commissioners	Community College Board of Trustees	19	0	1	1	5.26%	0.00%	100.00%
Perquimans County Board of Commissioners	County Board of Social Services	3	0	0	0	0.00%	0.00%	0.00%
Perquimans County Board of Commissioners	Economic Development Commission	7	0	3	3	42.86%	0.00%	100.00%
Perquimans County Board of Commissioners	Hospital Authority	2	0	0	0	0.00%	0.00%	0.00%
Perquimans County Board of Commissioners	Juvenile Crime Prevention Commission	26	30	20	50	192.31%	60.00%	40.00%
Perquimans County Board of Commissioners	Library Board of Trustees	8	0	0	0	0.00%	0.00%	0.00%
Perquimans County Board of Commissioners	Local Board of Health	16	0	0	0	0.00%	0.00%	0.00%
Perquimans County Board of Commissioners	Local Partnership for Children	15	0	0	0	0.00%	0.00%	0.00%
Perquimans County Board of Commissioners	Local Tourism Development Authority	6	3	0	3	50.00%	100.00%	0.00%
Perquimans County Board of Commissioners	Planning Board	5	1	1	2	40.00%	50.00%	50.00%
Perquimans County Board of Commissioners	Recreation Board	10	1	3	4	40.00%	25.00%	75.00%
Perquimans County Board of Commissioners	Rural Planning Organization	20	0	0	0	0.00%	0.00%	0.00%
Perquimans County Board of Commissioners	Workforce Development Board	31	1	1	2	6.45%	50.00%	50.00%
Perquimans County Board of Commissioners	Zoning Board of Adjustment	5	1	4	5	100.00%	20.00%	80.00%
Pitt County Board of Commissioners	Adult Care Home Community Advisory Committee	22	6	5	11	50.00%	54.55%	45.45%
Pitt County Board of Commissioners	Airport Authority	4	0	0	0	0.00%	0.00%	0.00%
Pitt County Board of Commissioners	Board of Adjustment	7	1	3	4	57.14%	25.00%	75.00%
Pitt County Board of Commissioners	Board of Equalization & Review	7	0	0	0	0.00%	0.00%	0.00%
Pitt County Board of Commissioners	Community Child Protection Team or Child Fatality Prevention Team	8	0	0	0	0.00%	0.00%	0.00%
Pitt County Board of Commissioners	Community College Board of Trustees	11	0	3	3	27.27%	0.00%	100.00%
Pitt County Board of Commissioners	County Board of Social Services	2	0	1	1	50.00%	0.00%	100.00%
Pitt County Board of Commissioners	County Industrial Facilities & Pollution Control Financing Authority	7	0	0	0	0.00%	0.00%	0.00%
Pitt County Board of Commissioners	Criminal Justice Partnership Task Force	17	3	5	8	47.06%	37.50%	62.50%
Pitt County Board of Commissioners	Economic Development Commission	15	2	4	6	40.00%	33.33%	66.67%

Body/Official Making Appointment	Body Receiving Appointment	Total Members of Board	Female Appts	Male Appts	Total Appts	% of Board or Commission Appointed	% Female Appts	% Male Appts
Pitt County Board of Commissioners	Emergency Planning Committee	9	1	2	3	33.33%	33.33%	66.67%
Pitt County Board of Commissioners	Hospital Authority	11	1	5	6	54.55%	16.67%	83.33%
Pitt County Board of Commissioners	Housing Authority	1	0	0	0	0.00%	0.00%	0.00%
Pitt County Board of Commissioners	Juvenile Crime Prevention Commission	25	5	7	12	48.00%	41.67%	58.33%
Pitt County Board of Commissioners	Library Board of Trustees	4	2	2	4	100.00%	50.00%	50.00%
Pitt County Board of Commissioners	Local ABC Board	5	1	1	2	40.00%	50.00%	50.00%
Pitt County Board of Commissioners	Local Board of Health	11	2	1	3	27.27%	66.67%	33.33%
Pitt County Board of Commissioners	Local Partnership for Children	8	1	0	1	12.50%	100.00%	0.00%
Pitt County Board of Commissioners	Local Tourism Development Authority	6	1	3	4	66.67%	25.00%	75.00%
Pitt County Board of Commissioners	Metropolitan Planning Organization	1	0	1	1	100.00%	0.00%	100.00%
Pitt County Board of Commissioners	Planning Board	11	1	5	6	54.55%	16.67%	83.33%
Pitt County Board of Commissioners	Public Transportation Authority	15	2	4	6	40.00%	33.33%	66.67%
Pitt County Board of Commissioners	Rural Planning Organization	1	0	0	0	0.00%	0.00%	0.00%
Pitt County Board of Commissioners	Water and Sewer Authority	2	0	1	1	50.00%	0.00%	100.00%
Pitt County Board of Commissioners	Workforce Development Board	5	2	0	2	40.00%	100.00%	0.00%
Pitt County Board of Commissioners	Zoning Board of Adjustment	3	0	1	1	33.33%	0.00%	100.00%
Polk County Board of Commissioners	Area Mental Health, Developmental Disabilities, & Substance Abuse Board	15	3	2	5	33.33%	60.00%	40.00%
Polk County Board of Commissioners	Board of Equalization & Review	5	1	4	5	100.00%	20.00%	80.00%
Polk County Board of Commissioners	Community College Board of Trustees	15	0	1	1	6.67%	0.00%	100.00%
Polk County Board of Commissioners	County Board of Social Services	5	0	1	1	20.00%	0.00%	100.00%
Polk County Board of Commissioners	Criminal Justice Partnership Task Force	18	0	1	1	5.56%	0.00%	100.00%
Polk County Board of Commissioners	Economic Development Commission	12	0	4	4	33.33%	0.00%	100.00%
Polk County Board of Commissioners	Emergency Planning Committee	18	2	2	4	22.22%	50.00%	50.00%
Polk County Board of Commissioners	Juvenile Crime Prevention Commission	8	2	3	5	62.50%	40.00%	60.00%
Polk County Board of Commissioners	Library Board of Trustees	12	3	2	5	41.67%	60.00%	40.00%
Polk County Board of Commissioners	Local Board of Health	18	1	1	2	11.11%	50.00%	50.00%
Polk County Board of Commissioners	Local Tourism Development Authority	7	2	2	4	57.14%	50.00%	50.00%
Polk County Board of Commissioners	Planning Board	8	2	2	4	50.00%	50.00%	50.00%
Polk County Board of Commissioners	Public Transportation Authority	15	1	2	3	20.00%	33.33%	66.67%
Polk County Board of Commissioners	Recreation Board	13	3	4	7	53.85%	42.86%	57.14%
Polk County Board of Commissioners	Zoning Board of Adjustment	7	2	3	5	71.43%	40.00%	60.00%
Randolph County Board of Commissioners	Adult Care Home Community Advisory Committee	12	6	0	6	50.00%	100.00%	0.00%
Randolph County Board of Commissioners	Area Mental Health, Developmental Disabilities, & Substance Abuse Board	7	2	1	3	42.86%	66.67%	33.33%
Randolph County Board of Commissioners	Board of Equalization & Review	5	1	0	1	20.00%	100.00%	0.00%
Randolph County Board of Commissioners	Community College Board of Trustees	4	0	1	1	25.00%	0.00%	100.00%
Randolph County Board of Commissioners	County Board of Social Services	5	0	0	0	0.00%	0.00%	0.00%
Randolph County Board of Commissioners	County Industrial Facilities & Pollution Control Financing Authority	7	0	2	2	28.57%	0.00%	100.00%
Randolph County Board of Commissioners	Criminal Justice Partnership Task Force	26	0	4	4	15.38%	0.00%	100.00%
Randolph County Board of Commissioners	Historic Preservation Commission	10	0	2	2	20.00%	0.00%	100.00%
Randolph County Board of Commissioners	Juvenile Crime Prevention Commission	25	5	6	11	44.00%	45.45%	54.55%
Randolph County Board of Commissioners	Library Board of Trustees	9	0	0	0	0.00%	0.00%	0.00%
Randolph County Board of Commissioners	Local Board of Health	11	3	0	3	27.27%	100.00%	0.00%
Randolph County Board of Commissioners	Local Tourism Development Authority	9	2	2	4	44.44%	50.00%	50.00%
Randolph County Board of Commissioners	Planning and Zoning Board	8	4	0	4	50.00%	100.00%	0.00%
Randolph County Board of Commissioners	Workforce Development Board	8	2	1	3	37.50%	66.67%	33.33%
Rockingham County Board of Commissioners	Airport Authority	7	0	1	1	14.29%	0.00%	100.00%
Rockingham County Board of Commissioners	Board of Equalization & Review	5	0	0	0	0.00%	#DIV/0!	#DIV/0!
Rockingham County Board of Commissioners	Community Child Protection Team or Child Fatality Prevention Team	19	5	0	5	26.32%	100.00%	0.00%

Body/Official Making Appointment	Body Receiving Appointment	Total Members of Board	Female Appts	Male Appts	Total Appts	% of Board or Commission Appointed	% Female Appts	% Male Appts
Rockingham County Board of Commissioners	Community College Board of Trustees	13	0	1	1	7.69%	0.00%	100.00%
Rockingham County Board of Commissioners	Council of Governments	15	0	1	1	6.67%	0.00%	100.00%
Rockingham County Board of Commissioners	County Board of Social Services	5	0	1	1	20.00%	0.00%	100.00%
Rockingham County Board of Commissioners	County Industrial Facilities & Pollution Control Financing Authority	7	0	1	1	14.29%	0.00%	100.00%
Rockingham County Board of Commissioners	Criminal Justice Partnership Task Force	13	1	1	2	15.38%	50.00%	50.00%
Rockingham County Board of Commissioners	Economic Development Commission	27	0	1	1	3.70%	0.00%	100.00%
Rockingham County Board of Commissioners	Juvenile Crime Prevention Commission	24	4	7	11	45.83%	36.36%	63.64%
Rockingham County Board of Commissioners	Library Board of Trustees	11	0	4	4	36.36%	0.00%	100.00%
Rockingham County Board of Commissioners	Local Board of Health	11	3	2	5	45.45%	60.00%	40.00%
Rockingham County Board of Commissioners	Local Tourism Development Authority	11	2	1	3	27.27%	66.67%	33.33%
Rockingham County Board of Commissioners	Planning Board	11	0	3	3	27.27%	0.00%	100.00%
Rockingham County Board of Commissioners	Public Transportation Authority	12	8	4	12	100.00%	66.67%	33.33%
Rockingham County Board of Commissioners	Rural Planning Organization	11	0	1	1	9.09%	0.00%	100.00%
Rockingham County Board of Commissioners	Workforce Development Board	31	0	5	5	16.13%	0.00%	100.00%
Rowan County Board of Commissioners	Adult Care Home Community Advisory Committee	11	4	1	5	45.45%	80.00%	20.00%
Rowan County Board of Commissioners	Airport Authority	5	0	4	4	80.00%	0.00%	100.00%
Rowan County Board of Commissioners	Community College Board of Trustees	4	2	0	2	50.00%	100.00%	0.00%
Rowan County Board of Commissioners	Community Relations Committee	3	0	1	1	33.33%	0.00%	100.00%
Rowan County Board of Commissioners	County Board of Social Services	5	1	1	2	40.00%	50.00%	50.00%
Rowan County Board of Commissioners	Criminal Justice Partnership Task Force	14	0	3	3	21.43%	0.00%	100.00%
Rowan County Board of Commissioners	Economic Development Commission	10	1	6	7	70.00%	14.29%	85.71%
Rowan County Board of Commissioners	Emergency Planning Committee	25	1	3	4	16.00%	25.00%	75.00%
Rowan County Board of Commissioners	Historic Preservation Commission	6	0	1	1	16.67%	0.00%	100.00%
Rowan County Board of Commissioners	Housing Authority	5	0	1	1	20.00%	0.00%	100.00%
Rowan County Board of Commissioners	Human Relations Commission	8	3	2	5	62.50%	60.00%	40.00%
Rowan County Board of Commissioners	Juvenile Crime Prevention Commission	22	3	2	5	22.73%	60.00%	40.00%
Rowan County Board of Commissioners	Library Board of Trustees	12	2	1	3	25.00%	66.67%	33.33%
Rowan County Board of Commissioners	Local ABC Board	3	0	1	1	33.33%	0.00%	100.00%
Rowan County Board of Commissioners	Local Board of Health	11	0	5	5	45.45%	0.00%	100.00%
Rowan County Board of Commissioners	Local Tourism Development Authority	11	2	6	8	72.73%	25.00%	75.00%
Rowan County Board of Commissioners	Planning Board	11	0	4	4	36.36%	0.00%	100.00%
Rowan County Board of Commissioners	Recreation Board	11	2	2	4	36.36%	50.00%	50.00%
Rowan County Board of Commissioners	Workforce Development Board	2	2	0	2	100.00%	100.00%	0.00%
Rowan County Board of Commissioners	Zoning Board of Adjustment	7	1	2	3	42.86%	33.33%	66.67%
Rutherford County Board of Commissioners	Adult Care Home Community Advisory Committee	6	4	0	4	66.67%	100.00%	0.00%
Rutherford County Board of Commissioners	Airport Authority	5	0	3	3	60.00%	0.00%	100.00%
Rutherford County Board of Commissioners	Board of Equalization & Review	5	1	4	5	100.00%	20.00%	80.00%
Rutherford County Board of Commissioners	Community Child Protection Team or Child Fatality Prevention Team	18	9	9	18	100.00%	50.00%	50.00%
Rutherford County Board of Commissioners	Community College Board of Trustees	15	2	3	5	33.33%	40.00%	60.00%
Rutherford County Board of Commissioners	Council of Governments	3	0	1	1	33.33%	0.00%	100.00%
Rutherford County Board of Commissioners	County Board of Social Services	5	0	1	1	20.00%	0.00%	100.00%
Rutherford County Board of Commissioners	County Industrial Facilities & Pollution Control Financing Authority	7	0	0	0	0.00%	0.00%	0.00%
Rutherford County Board of Commissioners	Economic Development Commission	11	1	6	7	63.64%	14.29%	85.71%
Rutherford County Board of Commissioners	Historic Preservation Commission	7	2	5	7	100.00%	28.57%	71.43%
Rutherford County Board of Commissioners	Juvenile Crime Prevention Commission	22	12	3	15	68.18%	80.00%	20.00%
Rutherford County Board of Commissioners	Library Board of Trustees	6	0	0	0	0.00%	0.00%	0.00%
Rutherford County Board of Commissioners	Local Board of Health	1	0	0	0	0.00%	0.00%	0.00%
Rutherford County Board of Commissioners	Local Partnership for Children	17	0	0	0	0.00%	0.00%	0.00%

Body/Official Making Appointment	Body Receiving Appointment	Total Members of Board	Female Appts	Male Appts	Total Appts	% of Board or Commission Appointed	% Female Appts	% Male Appts
Rutherford County Board of Commissioners	Local Tourism Development Authority	10	2	3	5	50.00%	40.00%	60.00%
Rutherford County Board of Commissioners	Planning Board	10	1	9	10	100.00%	10.00%	90.00%
Rutherford County Board of Commissioners	Public Transportation Authority	24	1	0	1	4.17%	100.00%	0.00%
Rutherford County Board of Commissioners	Recreation Board	10	0	0	0	0.00%	0.00%	0.00%
Rutherford County Board of Commissioners	Rural Planning Organization	3	0	1	1	33.33%	0.00%	100.00%
Rutherford County Board of Commissioners	Workforce Development Board	10	0	0	0	0.00%	0.00%	0.00%
Scotland County Board of Commissioners	Adult Care Home Community Advisory Committee	5	3	0	3	60.00%	100.00%	0.00%
Scotland County Board of Commissioners	Board of Equalization & Review	6	0	6	6	100.00%	0.00%	100.00%
Scotland County Board of Commissioners	Community Child Protection Team or Child Fatality Prevention Team	25	14	9	23	92.00%	60.87%	39.13%
Scotland County Board of Commissioners	Community College Board of Trustees	16	0	1	1	6.25%	0.00%	100.00%
Scotland County Board of Commissioners	County Board of Social Services	5	1	1	2	40.00%	50.00%	50.00%
Scotland County Board of Commissioners	Economic Development Commission	5	0	2	2	40.00%	0.00%	100.00%
Scotland County Board of Commissioners	Historic Preservation Commission	10	1	4	5	50.00%	20.00%	80.00%
Scotland County Board of Commissioners	Juvenile Crime Prevention Commission	25	1	0	1	4.00%	100.00%	0.00%
Scotland County Board of Commissioners	Library Board of Trustees	8	2	0	2	25.00%	100.00%	0.00%
Scotland County Board of Commissioners	Local ABC Board	3	1	0	1	33.33%	100.00%	0.00%
Scotland County Board of Commissioners	Local Board of Health	11	1	3	4	36.36%	25.00%	75.00%
Scotland County Board of Commissioners	Local Tourism Development Authority	7	1	2	3	42.86%	33.33%	66.67%
Scotland County Board of Commissioners	Planning and Zoning Board	7	0	1	1	14.29%	0.00%	100.00%
Scotland County Board of Commissioners	Recreation Board	15	3	3	6	40.00%	50.00%	50.00%
Scotland County Board of Commissioners	Redevelopment Commission	7	0	1	1	14.29%	0.00%	100.00%
Scotland County Board of Commissioners	Workforce Development Board	30	1	3	4	13.33%	25.00%	75.00%
Scotland County Board of Commissioners	Zoning Board of Adjustment	7	0	3	3	42.86%	0.00%	100.00%
Stanly County Board of Commissioners	Adult Care Home Community Advisory Committee	12	0	0	0	0.00%	0.00%	0.00%
Stanly County Board of Commissioners	Airport Authority	5	0	2	2	40.00%	0.00%	100.00%
Stanly County Board of Commissioners	Area Mental Health, Developmental Disabilities, & Substance Abuse Board	4	0	2	2	50.00%	0.00%	100.00%
Stanly County Board of Commissioners	Board of Adjustment	10	0	6	6	60.00%	0.00%	100.00%
Stanly County Board of Commissioners	Board of Equalization & Review	5	0	2	2	40.00%	0.00%	100.00%
Stanly County Board of Commissioners	Community College Board of Trustees	13	0	4	4	30.77%	0.00%	100.00%
Stanly County Board of Commissioners	County Industrial Facilities & Pollution Control Financing Authority	7	0	0	0	0.00%	0.00%	0.00%
Stanly County Board of Commissioners	Criminal Justice Partnership Task Force	27	0	0	0	0.00%	0.00%	0.00%
Stanly County Board of Commissioners	Economic Development Commission	12	1	8	9	75.00%	11.11%	88.89%
Stanly County Board of Commissioners	Historic Preservation Commission	7	2	1	3	42.86%	66.67%	33.33%
Stanly County Board of Commissioners	Juvenile Crime Prevention Commission	27	0	0	0	0.00%	0.00%	0.00%
Stanly County Board of Commissioners	Library Board of Trustees	7	0	1	1	14.29%	0.00%	100.00%
Stanly County Board of Commissioners	Local ABC Board	3	0	0	0	0.00%	0.00%	0.00%
Stanly County Board of Commissioners	Local Board of Health	11	0	1	1	9.09%	0.00%	100.00%
Stanly County Board of Commissioners	Local Partnership for Children	24	0	0	0	0.00%	0.00%	0.00%
Stanly County Board of Commissioners	Local Tourism Development Authority	13	0	0	0	0.00%	0.00%	0.00%
Stanly County Board of Commissioners	Planning Board	7	2	3	5	71.43%	40.00%	60.00%
Stanly County Board of Commissioners	Water and Sewer Authority	8	1	4	5	62.50%	20.00%	80.00%
Stanly County Board of Commissioners	Workforce Development Board	3	1	2	2	66.67%	50.00%	100.00%
Surry County Board of Commissioners	Adult Care Home Community Advisory Committee	5	2	0	2	40.00%	100.00%	0.00%
Surry County Board of Commissioners	Airport Authority	6	0	0	0	0.00%	0.00%	0.00%
Surry County Board of Commissioners	Area Mental Health, Developmental Disabilities, & Substance Abuse Board	6	0	2	2	33.33%	0.00%	100.00%
Surry County Board of Commissioners	Board of Adjustment	7	0	4	4	57.14%	0.00%	100.00%
Surry County Board of Commissioners	Board of Equalization & Review	7	0	0	0	0.00%	0.00%	0.00%
Surry County Board of Commissioners	Community Child Protection Team or Child Fatality Prevention Team	23	0	3	3	13.04%	0.00%	100.00%

Body/Official Making Appointment	Body Receiving Appointment	Total Members of Board	Female Appts	Male Appts	Total Appts	% of Board or Commission Appointed	% Female Appts	% Male Appts
Surry County Board of Commissioners	Community College Board of Trustees	14	0	1	1	7.14%	0.00%	100.00%
Surry County Board of Commissioners	County Board of Social Services	5	0	0	0	0.00%	0.00%	0.00%
Surry County Board of Commissioners	County Industrial Facilities & Pollution Control Financing Authority	7	0	0	0	0.00%	0.00%	0.00%
Surry County Board of Commissioners	Hospital Authority	13	0	3	3	23.08%	0.00%	100.00%
Surry County Board of Commissioners	Juvenile Crime Prevention Commission	25	10	7	17	68.00%	58.82%	41.18%
Surry County Board of Commissioners	Library Board of Trustees	13	0	0	0	0.00%	0.00%	0.00%
Surry County Board of Commissioners	Local ABC Board	11	1	4	5	45.45%	20.00%	80.00%
Surry County Board of Commissioners	Planning Board	9	1	2	3	33.33%	33.33%	66.67%
Surry County Board of Commissioners	Recreation Board	20	2	1	3	15.00%	66.67%	33.33%
Surry County Board of Commissioners	Workforce Development Board	4	0	0	0	0.00%	0.00%	0.00%
Tyrrell County Board of Commissioners	Board of Equalization & Review	5	0	5	5	100.00%	0.00%	100.00%
Tyrrell County Board of Commissioners	Library Board of Trustees	4	1	0	1	25.00%	100.00%	0.00%
Tyrrell County Board of Commissioners	Planning Board	5	1	1	2	40.00%	50.00%	50.00%
Tyrrell County Board of Commissioners	Recreation Board	7	0	1	1	14.29%	0.00%	100.00%
Tyrrell County Board of Commissioners	Water and Sewer Authority	5	0	5	5	100.00%	0.00%	100.00%
Tyrrell County Board of Commissioners	Zoning Board of Adjustment	2	1	0	1	50.00%	100.00%	0.00%
Union County Board of Commissioners	Adult Care Home Community Advisory Committee	10	3	0	3	30.00%	100.00%	0.00%
Union County Board of Commissioners	Area Mental Health, Developmental Disabilities, & Substance Abuse Board	18	0	1	1	5.56%	0.00%	100.00%
Union County Board of Commissioners	Board of Adjustment	5	0	5	5	100.00%	0.00%	100.00%
Union County Board of Commissioners	Board of Equalization & Review	5	0	1	1	20.00%	0.00%	100.00%
Union County Board of Commissioners	Community College Board of Trustees	14	0	1	1	7.14%	0.00%	100.00%
Union County Board of Commissioners	Council of Governments	73	0	1	1	1.37%	0.00%	100.00%
Union County Board of Commissioners	Criminal Justice Partnership Task Force	12	0	1	1	8.33%	0.00%	100.00%
Union County Board of Commissioners	Economic Development Commission	11	0	1	1	9.09%	0.00%	100.00%
Union County Board of Commissioners	Emergency Planning Committee	36	0	1	1	2.78%	0.00%	100.00%
Union County Board of Commissioners	Historic Preservation Commission	13	2	0	2	15.38%	100.00%	0.00%
Union County Board of Commissioners	Hospital Authority	10	1	0	1	10.00%	100.00%	0.00%
Union County Board of Commissioners	Juvenile Crime Prevention Commission	22	4	5	9	40.91%	44.44%	55.56%
Union County Board of Commissioners	Library Board of Trustees	9	5	0	5	55.56%	100.00%	0.00%
Union County Board of Commissioners	Local Board of Health	11	1	3	4	36.36%	25.00%	75.00%
Union County Board of Commissioners	Local Partnership for Children	34	1	0	1	2.94%	100.00%	0.00%
Union County Board of Commissioners	Metropolitan Planning Organization	20	1	0	1	5.00%	100.00%	0.00%
Union County Board of Commissioners	Planning Board	7	1	6	7	100.00%	14.29%	85.71%
Union County Board of Commissioners	Recreation Board	13	3	2	5	38.46%	60.00%	40.00%
Union County Board of Commissioners	Rural Planning Organization	18	0	1	1	5.56%	0.00%	100.00%
Union County Board of Commissioners	Workforce Development Board	23	1	0	1	4.35%	100.00%	0.00%
Vance County Board of Commissioners	Adult Care Home Community Advisory Committee	5	2	0	2	40.00%	100.00%	0.00%
Vance County Board of Commissioners	Airport Authority	4	0	1	1	25.00%	0.00%	100.00%
Vance County Board of Commissioners	Area Mental Health, Developmental Disabilities, & Substance Abuse Board	16	0	0	0	0.00%	0.00%	0.00%
Vance County Board of Commissioners	Community College Board of Trustees	9	1	1	2	22.22%	50.00%	50.00%
Vance County Board of Commissioners	County Industrial Facilities & Pollution Control Financing Authority	7	0	1	1	14.29%	0.00%	100.00%
Vance County Board of Commissioners	Economic Development Commission	9	0	3	3	33.33%	0.00%	100.00%
Vance County Board of Commissioners	Housing Authority	5	1	0	1	20.00%	100.00%	0.00%
Vance County Board of Commissioners	Human Relations Commission	20	1	1	2	10.00%	50.00%	50.00%
Vance County Board of Commissioners	Library Board of Trustees	12	2	0	2	16.67%	100.00%	0.00%
Vance County Board of Commissioners	Local ABC Board	5	0	1	1	20.00%	0.00%	100.00%
Vance County Board of Commissioners	Local Board of Health	16	0	0	0	0.00%	0.00%	0.00%
Vance County Board of Commissioners	Local Tourism Development Authority	11	1	2	3	27.27%	33.33%	66.67%

Body/Official Making Appointment	Body Receiving Appointment	Total Members of Board	Female Appts	Male Appts	Total Appts	% of Board or Commission Appointed	% Female Appts	% Male Appts
Vance County Board of Commissioners	Planning Board	7	1	2	3	42.86%	33.33%	66.67%
Vance County Board of Commissioners	Public Transportation Authority	7	0	0	0	0.00%	0.00%	0.00%
Vance County Board of Commissioners	Recreation Board	12	0	0	0	0.00%	0.00%	0.00%
Vance County Board of Commissioners	Zoning Board of Adjustment	14	0	0	0	0.00%	0.00%	0.00%
Wake County Board of Commissioners	Adult Care Home Community Advisory Committee	25	14	2	16	64.00%	87.50%	12.50%
Wake County Board of Commissioners	Airport Authority	2	0	2	2	100.00%	0.00%	100.00%
Wake County Board of Commissioners	Board of Adjustment	9	0	4	4	44.44%	0.00%	100.00%
Wake County Board of Commissioners	Community College Board of Trustees	4	1	0	1	25.00%	100.00%	0.00%
Wake County Board of Commissioners	County Industrial Facilities & Pollution Control Financing Authority	7	0	3	3	42.86%	0.00%	100.00%
Wake County Board of Commissioners	Criminal Justice Partnership Task Force	10	1	3	4	40.00%	25.00%	75.00%
Wake County Board of Commissioners	Historic Preservation Commission	12	2	4	6	50.00%	33.33%	66.67%
Wake County Board of Commissioners	Hospital Authority	8	0	1	1	12.50%	0.00%	100.00%
Wake County Board of Commissioners	Housing Authority	9	1	3	4	44.44%	25.00%	75.00%
Wake County Board of Commissioners	Juvenile Crime Prevention Commission	25	10	6	16	64.00%	62.50%	37.50%
Wake County Board of Commissioners	Library Board of Trustees	14	4	5	9	64.29%	44.44%	55.56%
Wake County Board of Commissioners	Local ABC Board	5	1	2	3	60.00%	33.33%	66.67%
Wake County Board of Commissioners	Planning Board	10	0	5	5	50.00%	0.00%	100.00%
Warren County Board of Commissioners	Adult Care Home Community Advisory Committee	12	5	0	5	41.67%	100.00%	0.00%
Warren County Board of Commissioners	Board of Equalization & Review	6	0	6	6	100.00%	0.00%	100.00%
Warren County Board of Commissioners	Community Child Protection Team or Child Fatality Prevention Team	18	0	0	0	0.00%	0.00%	0.00%
Warren County Board of Commissioners	Community College Board of Trustees	1	0	1	1	100.00%	0.00%	100.00%
Warren County Board of Commissioners	Council of Governments	1	0	1	1	100.00%	0.00%	100.00%
Warren County Board of Commissioners	County Board of Social Services	5	1	0	1	20.00%	100.00%	0.00%
Warren County Board of Commissioners	County Industrial Facilities & Pollution Control Financing Authority	7	0	2	2	28.57%	0.00%	100.00%
Warren County Board of Commissioners	Economic Development Commission	9	0	1	1	11.11%	0.00%	100.00%
Warren County Board of Commissioners	Emergency Planning Committee	23	0	0	0	0.00%	0.00%	0.00%
Warren County Board of Commissioners	Historic Preservation Commission	7	0	0	0	0.00%	0.00%	0.00%
Warren County Board of Commissioners	Juvenile Crime Prevention Commission	22	0	1	1	4.55%	0.00%	100.00%
Warren County Board of Commissioners	Library Board of Trustees	12	3	2	5	41.67%	60.00%	40.00%
Warren County Board of Commissioners	Local ABC Board	3	0	1	1	33.33%	0.00%	100.00%
Warren County Board of Commissioners	Local Board of Health	11	1	2	3	27.27%	33.33%	66.67%
Warren County Board of Commissioners	Planning Board	8	3	5	8	100.00%	37.50%	62.50%
Warren County Board of Commissioners	Recreation Board	9	2	4	6	66.67%	33.33%	66.67%
Warren County Board of Commissioners	Zoning Board of Adjustment	8	0	2	2	25.00%	0.00%	100.00%
Watauga County Board of Commissioners	Adult Care Home Community Advisory Committee	5	0	0	0	0.00%	0.00%	0.00%
Watauga County Board of Commissioners	Area Mental Health, Developmental Disabilities, & Substance Abuse Board	3	0	2	2	66.67%	0.00%	100.00%
Watauga County Board of Commissioners	Board of Adjustment	6	0	2	2	33.33%	0.00%	100.00%
Watauga County Board of Commissioners	Board of Equalization & Review	7	0	7	7	100.00%	0.00%	100.00%
Watauga County Board of Commissioners	Community Child Protection Team or Child Fatality Prevention Team	25	0	1	1	4.00%	0.00%	100.00%
Watauga County Board of Commissioners	Community College Board of Trustees	15	0	1	1	6.67%	0.00%	100.00%
Watauga County Board of Commissioners	Council of Governments	27	0	1	1	3.70%	0.00%	100.00%
Watauga County Board of Commissioners	County Board of Social Services	5	2	1	3	60.00%	66.67%	33.33%
Watauga County Board of Commissioners	Criminal Justice Partnership Task Force	19	5	14	19	100.00%	26.32%	73.68%
Watauga County Board of Commissioners	Economic Development Commission	14	1	2	3	21.43%	33.33%	66.67%
Watauga County Board of Commissioners	Emergency Planning Committee	13	0	2	2	15.38%	0.00%	100.00%
Watauga County Board of Commissioners	Historic Preservation Commission	5	0	0	0	0.00%	0.00%	0.00%
Watauga County Board of Commissioners	Hospital Authority	13	0	4	4	30.77%	0.00%	100.00%
Watauga County Board of Commissioners	Juvenile Crime Prevention Commission	26	17	9	26	100.00%	65.38%	34.62%

Body/Official Making Appointment	Body Receiving Appointment	Total Members of Board	Female Appts	Male Appts	Total Appts	% of Board or Commission Appointed	% Female Appts	% Male Appts
Watauga County Board of Commissioners	Library Board of Trustees	8	4	2	6	75.00%	66.67%	33.33%
Watauga County Board of Commissioners	Local Board of Health	17	0	1	1	5.88%	0.00%	100.00%
Watauga County Board of Commissioners	Local Tourism Development Authority	6	0	2	2	33.33%	0.00%	100.00%
Watauga County Board of Commissioners	Planning Board	7	0	3	3	42.86%	0.00%	100.00%
Watauga County Board of Commissioners	Public Transportation Authority	8	0	1	1	12.50%	0.00%	100.00%
Watauga County Board of Commissioners	Recreation Board	17	1	6	7	41.18%	14.29%	85.71%
Watauga County Board of Commissioners	Rural Planning Organization	17	0	1	1	5.88%	0.00%	100.00%
Watauga County Board of Commissioners	Workforce Development Board	33	0	2	2	6.06%	0.00%	100.00%
Wayne County Board of Commissioners	Adult Care Home Community Advisory Committee	17	7	0	7	41.18%	100.00%	0.00%
Wayne County Board of Commissioners	Airport Authority	3	0	3	3	100.00%	0.00%	100.00%
Wayne County Board of Commissioners	Area Mental Health, Developmental Disabilities, & Substance Abuse Board	6	0	4	4	66.67%	0.00%	100.00%
Wayne County Board of Commissioners	Community Child Protection Team or Child Fatality Prevention Team	10	1	0	1	10.00%	100.00%	0.00%
Wayne County Board of Commissioners	Community College Board of Trustees	4	2	0	2	50.00%	100.00%	0.00%
Wayne County Board of Commissioners	County Board of Social Services	2	1	0	1	50.00%	100.00%	0.00%
Wayne County Board of Commissioners	County Industrial Facilities & Pollution Control Financing Authority	7	0	3	3	42.86%	0.00%	100.00%
Wayne County Board of Commissioners	Criminal Justice Partnership Task Force	14	2	2	4	28.57%	50.00%	50.00%
Wayne County Board of Commissioners	Hospital Authority	10	0	2	2	20.00%	0.00%	100.00%
Wayne County Board of Commissioners	Juvenile Crime Prevention Commission	26	9	11	20	76.92%	45.00%	55.00%
Wayne County Board of Commissioners	Library Board of Trustees	5	2	1	3	60.00%	66.67%	33.33%
Wayne County Board of Commissioners	Local ABC Board	5	0	1	1	20.00%	0.00%	100.00%
Wayne County Board of Commissioners	Local Board of Health	11	0	5	5	45.45%	0.00%	100.00%
Wayne County Board of Commissioners	Planning Board	7	0	2	2	28.57%	0.00%	100.00%
Wayne County Board of Commissioners	Public Transportation Authority	3	1	2	3	100.00%	33.33%	66.67%
Wayne County Board of Commissioners	Workforce Development Board	3	1	2	3	100.00%	33.33%	66.67%
Wayne County Commissioners Chairman	Council of Governments	1	0	1	1	100.00%	0.00%	100.00%
Wayne County Commissioners Chairman	County Board of Social Services	2	0	1	1	50.00%	0.00%	100.00%
Wayne County Commissioners Chairman	Criminal Justice Partnership Task Force	14	0	1	1	7.14%	0.00%	100.00%
Wayne County Commissioners Chairman	Economic Development Commission	2	0	2	2	100.00%	0.00%	100.00%
Wayne County Commissioners Chairman	Hospital Authority	10	0	1	1	10.00%	0.00%	100.00%
Wayne County Commissioners Chairman	Library Board of Trustees	5	0	1	1	20.00%	0.00%	100.00%
Wayne County Commissioners Chairman	Local Board of Health	11	1	0	1	9.09%	100.00%	0.00%
Wayne County Commissioners Chairman	Metropolitan Planning Organization	2	1	1	2	100.00%	50.00%	50.00%
Wayne County Commissioners Chairman	Rural Planning Organization	1	0	1	1	100.00%	0.00%	100.00%
Wilson County Board of Commissioners	Adult Care Home Community Advisory Committee	7	0	0	0	0.00%	0.00%	0.00%
Wilson County Board of Commissioners	Airport Authority	1	0	0	0	0.00%	0.00%	0.00%
Wilson County Board of Commissioners	Board of Adjustment	7	1	1	2	28.57%	50.00%	50.00%
Wilson County Board of Commissioners	Board of Equalization & Review	5	0	5	5	100.00%	0.00%	100.00%
Wilson County Board of Commissioners	Community Child Protection Team or Child Fatality Prevention Team	6	0	0	0	0.00%	0.00%	0.00%
Wilson County Board of Commissioners	Community College Board of Trustees	4	0	1	1	25.00%	0.00%	100.00%
Wilson County Board of Commissioners	County Board of Social Services	3	1	1	2	66.67%	50.00%	50.00%
Wilson County Board of Commissioners	County Industrial Facilities & Pollution Control Financing Authority	7	0	0	0	0.00%	0.00%	0.00%
Wilson County Board of Commissioners	Economic Development Commission	5	0	0	0	0.00%	0.00%	0.00%
Wilson County Board of Commissioners	Hospital Authority	4	0	0	0	0.00%	0.00%	0.00%
Wilson County Board of Commissioners	Juvenile Crime Prevention Commission	24	12	12	24	100.00%	50.00%	50.00%
Wilson County Board of Commissioners	Library Board of Trustees	7	0	2	2	28.57%	0.00%	100.00%
Wilson County Board of Commissioners	Local ABC Board	3	1	0	1	33.33%	100.00%	0.00%
Wilson County Board of Commissioners	Local Board of Health	11	0	2	2	18.18%	0.00%	100.00%
Wilson County Board of Commissioners	Local Tourism Development Authority	3	0	0	0	0.00%	0.00%	0.00%



Body/Official Making Appointment	Body Receiving Appointment	Total Members of Board	Female Appts	Male Appts	Total Appts	% of Board or Commission Appointed	% Female Appts	% Male Appts
Wilson County Board of Commissioners	Planning Board	10	0	1	1	10.00%	0.00%	100.00%
Wilson County Board of Commissioners	Recreation Board	2	0	0	0	0.00%	0.00%	0.00%
Yadkin County Board of Commissioners	Adult Care Home Community Advisory Committee	2	1	0	1	50.00%	100.00%	0.00%
Yadkin County Board of Commissioners	Area Mental Health, Developmental Disabilities, & Substance Abuse Board	18	1	1	2	11.11%	50.00%	50.00%
Yadkin County Board of Commissioners	Board of Adjustment	7	0	1	1	14.29%	0.00%	100.00%
Yadkin County Board of Commissioners	Board of Equalization & Review	5	0	1	1	20.00%	0.00%	100.00%
Yadkin County Board of Commissioners	Civil Service Board	3	1	0	1	33.33%	100.00%	0.00%
Yadkin County Board of Commissioners	Community Child Protection Team or Child Fatality Prevention Team	20	0	1	1	5.00%	0.00%	100.00%
Yadkin County Board of Commissioners	Community College Board of Trustees	14	0	1	1	7.14%	0.00%	100.00%
Yadkin County Board of Commissioners	Council of Governments	27	0	1	1	3.70%	0.00%	100.00%
Yadkin County Board of Commissioners	County Board of Social Services	5	0	1	1	20.00%	0.00%	100.00%
Yadkin County Board of Commissioners	Criminal Justice Partnership Task Force	17	0	1	1	5.88%	0.00%	100.00%
Yadkin County Board of Commissioners	Economic Development Commission	12	0	2	2	16.67%	0.00%	100.00%
Yadkin County Board of Commissioners	Hospital Authority	5	0	5	5	100.00%	0.00%	100.00%
Yadkin County Board of Commissioners	Housing Authority	24	1	5	6	25.00%	16.67%	83.33%
Yadkin County Board of Commissioners	Juvenile Crime Prevention Commission	25	3	1	4	16.00%	75.00%	25.00%
Yadkin County Board of Commissioners	Library Board of Trustees	13	0	2	2	15.38%	0.00%	100.00%
Yadkin County Board of Commissioners	Local Board of Health	11	1	3	4	36.36%	25.00%	75.00%
Yadkin County Board of Commissioners	Local Partnership for Children	21	0	1	1	4.76%	0.00%	100.00%
Yadkin County Board of Commissioners	Local Tourism Development Authority	6	3	2	5	83.33%	60.00%	40.00%
Yadkin County Board of Commissioners	Planning and Zoning Board	7	0	1	1	14.29%	0.00%	100.00%
Aberdeen Town Council	Historic Preservation Commission	6	1	0	1	16.67%	100.00%	0.00%
Aberdeen Town Council	Planning Board	7	1	2	3	42.86%	33.33%	66.67%
Aberdeen Town Council	Recreation Board	6	2	4	6	100.00%	33.33%	66.67%
Ahoskie Town Council	Housing Authority	5	1	2	3	60.00%	33.33%	66.67%
Ahoskie Town Council	Local Tourism Development Authority	5	0	2	2	40.00%	0.00%	100.00%
Ahoskie Town Council	Zoning Board of Adjustment	6	0	1	1	16.67%	0.00%	100.00%
Albemarle City Council	Historic Preservation Commission	10	2	8	10	100.00%	20.00%	80.00%
Albemarle City Council	Local ABC Board	3	0	0	0	0.00%	0.00%	0.00%
Albemarle City Council	Planning and Zoning Board	7	0	3	3	42.86%	0.00%	100.00%
Albemarle City Council	Recreation Board	9	0	2	2	22.22%	0.00%	100.00%
Albemarle City Council	Rural Planning Organization	2	1	1	2	100.00%	50.00%	50.00%
Albemarle City Council	Zoning Board of Adjustment	7	0	3	3	42.86%	0.00%	100.00%
Andrews Town Board of Aldermen	Housing Authority	5	2	0	2	40.00%	100.00%	0.00%
Andrews Town Board of Aldermen	Local ABC Board	3	0	1	1	33.33%	0.00%	100.00%
Andrews Town Board of Aldermen	Zoning Board of Adjustment	5	0	0	0	0.00%	0.00%	0.00%
Angier Town Board of Commissioners	Local ABC Board	5	0	2	2	40.00%	0.00%	100.00%
Angier Town Board of Commissioners	Planning Board	7	0	3	3	42.86%	0.00%	100.00%
Angier Town Board of Commissioners	Zoning Board of Adjustment	6	0	0	0	0.00%	0.00%	0.00%
Ansonville Town Council	no appointments	0	0	0	0	0.00%	0.00%	0.00%
Apex Board of Commissioners	Board of Commissioners	8	1	3	4	50.00%	25.00%	75.00%
Apex Board of Commissioners	Planning and Zoning Board	8	0	3	3	37.50%	0.00%	100.00%
Apex Board of Commissioners	Recreation Board	8	0	1	1	12.50%	0.00%	100.00%
Archdale City Council	Planning and Zoning Board	9	1	3	4	44.44%	25.00%	75.00%
Archdale City Council	Recreation Board	9	3	1	4	44.44%	75.00%	25.00%
Asheboro City Council	Board of Adjustment	10	0	1	1	10.00%	0.00%	100.00%
Asheboro City Council	Local ABC Board	3	1	2	3	100.00%	33.33%	66.67%
Asheboro City Council	Planning and Zoning Board	10	0	0	0	0.00%	0.00%	0.00%

Body/Official Making Appointment	Body Receiving Appointment	Total Members of Board	Female Appts	Male Appts	Total Appts	% of Board or Commission Appointed	% Female Appts	% Male Appts
Asheboro City Council	Planning Board	10	0	1	1	10.00%	0.00%	100.00%
Asheboro Mayor	Housing Authority	6	1	0	1	16.67%	100.00%	0.00%
Asheville City Council	Board of Adjustment	5	1	1	2	40.00%	50.00%	50.00%
Asheville City Council	City Board of Education	5	1	2	3	60.00%	33.33%	66.67%
Asheville City Council	Civil Service Board	5	0	3	3	60.00%	0.00%	100.00%
Asheville City Council	Community Relations Committee	18	1	1	2	11.11%	50.00%	50.00%
Asheville City Council	Historic Preservation Commission	14	1	1	2	14.29%	50.00%	50.00%
Asheville City Council	Local ABC Board	5	0	3	3	60.00%	0.00%	100.00%
Asheville City Council	Local Tourism Development Authority	7	0	1	1	14.29%	0.00%	100.00%
Asheville City Council	Planning and Zoning Board	7	0	2	2	28.57%	0.00%	100.00%
Asheville City Council	Recreation Board	9	5	4	9	100.00%	55.56%	44.44%
Aulander Town Council	Planning and Zoning Board	5	2	3	5	100.00%	40.00%	60.00%
Aulander Town Council	Zoning Board of Adjustment	5	2	3	5	100.00%	40.00%	60.00%
Aurora Town Board	Board of Adjustment	6	0	1	1	16.67%	0.00%	100.00%
Aurora Town Board	Planning Board	5	0	3	3	60.00%	0.00%	100.00%
Autryville Town Board of Commissioners	no appointments	0	0	0	0	0.00%	0.00%	0.00%
Badin Town Council	Council of Governments	1	1	0	1	100.00%	100.00%	0.00%
Badin Town Council	Local Tourism Development Authority	1	0	1	1	100.00%	0.00%	100.00%
Badin Town Council	Planning Board	7	2	5	7	100.00%	28.57%	71.43%
Badin Town Council	Recreation Board	1	0	1	1	100.00%	0.00%	100.00%
Badin Town Council	Zoning Board of Adjustment	7	2	5	7	100.00%	28.57%	71.43%
Banner Elk Town Council	Board of Adjustment	5	0	5	5	100.00%	0.00%	100.00%
Banner Elk Town Council	Historic Preservation Commission	6	5	1	6	100.00%	83.33%	16.67%
Banner Elk Town Council	Local ABC Board	5	0	0	0	0.00%	0.00%	0.00%
Banner Elk Town Council	Local Tourism Development Authority	5	0	3	3	60.00%	0.00%	100.00%
Banner Elk Town Council	Planning and Zoning Board	9	1	1	2	22.22%	50.00%	50.00%
Bayboro Town Council	Board of Adjustment	6	0	0	0	0.00%	0.00%	0.00%
Beaufort Mayor	Council of Governments	1	0	1	1	100.00%	0.00%	100.00%
Beaufort Mayor	Housing Authority	3	0	3	3	100.00%	0.00%	100.00%
Beaufort Town Board of Commissioners	Airport Authority	1	1	0	1	100.00%	100.00%	0.00%
Beaufort Town Board of Commissioners	Board of Adjustment	5	0	1	1	20.00%	0.00%	100.00%
Beaufort Town Board of Commissioners	Planning Board	7	0	1	1	14.29%	0.00%	100.00%
Belmont City Council	Board of Adjustment	1	0	1	1	100.00%	0.00%	100.00%
Belmont City Council	Planning Board	8	0	2	2	25.00%	0.00%	100.00%
Belville Town Board	Planning Board	7	1	2	3	42.86%	33.33%	66.67%
Benson Town Board of Commissioners	Board of Adjustment	7	1	1	2	28.57%	50.00%	50.00%
Benson Town Board of Commissioners	Historic Preservation Commission	7	2	1	3	42.86%	66.67%	33.33%
Benson Town Board of Commissioners	Library Board of Trustees	6	2	0	2	33.33%	100.00%	0.00%
Benson Town Board of Commissioners	Planning and Zoning Board	9	0	2	2	22.22%	0.00%	100.00%
Bessemer City Council	Planning and Zoning Board	8	1	4	5	62.50%	20.00%	80.00%
Bethania Town Board of Commissioners	no appointments	0	0	0	0	0.00%	0.00%	0.00%
Biltmore Forest Board of Commissioners	Board of Adjustment	6	0	2	2	33.33%	0.00%	100.00%
Biltmore Forest Board of Commissioners	Planning Board	3	1	0	1	33.33%	100.00%	0.00%
Biscoe Town Board of Commissioners	Local ABC Board	5	1	0	1	20.00%	100.00%	0.00%
Black Creek Town Council	no appointments	0	0	0	0	0.00%	0.00%	0.00%
Black Mountain Board of Alderman	Historic Preservation Commission	5	1	2	3	60.00%	33.33%	66.67%
Black Mountain Board of Alderman	Local ABC Board	3	0	2	2	66.67%	0.00%	100.00%
Black Mountain Board of Alderman	Planning and Zoning Board	7	0	4	4	57.14%	0.00%	100.00%

Body/Official Making Appointment	Body Receiving Appointment	Total Members of Board	Female Appts	Male Appts	Total Appts	% of Board or Commission Appointed	% Female Appts	% Male Appts
Black Mountain Board of Alderman	Recreation Board	9	1	4	5	55.56%	20.00%	80.00%
Bladenboro Board of Commissioners	Planning and Zoning Board	7	0	1	1	14.29%	0.00%	100.00%
Blowing Rock Board of Commissioners	Board of Adjustment	9	1	2	3	33.33%	33.33%	66.67%
Blowing Rock Board of Commissioners	Local ABC Board	3	1	0	1	33.33%	100.00%	0.00%
Blowing Rock Board of Commissioners	Local Tourism Development Authority	6	0	3	3	50.00%	0.00%	100.00%
Blowing Rock Board of Commissioners	Planning Board	9	1	2	3	33.33%	33.33%	66.67%
Bogue Town Board of Commissioners	Board of Adjustment	5	1	1	2	40.00%	50.00%	50.00%
Bogue Town Board of Commissioners	Planning Board	5	1	1	2	40.00%	50.00%	50.00%
Boiling Spring Lakes Board of Commissioners	Board of Adjustment	5	0	2	2	40.00%	0.00%	100.00%
Boiling Spring Lakes Board of Commissioners	Local ABC Board	3	1	0	1	33.33%	100.00%	0.00%
Boiling Spring Lakes Board of Commissioners	Planning and Zoning Board	5	1	2	3	60.00%	33.33%	66.67%
Boiling Spring Lakes Board of Commissioners	Recreation Board	7	1	2	3	42.86%	33.33%	66.67%
Boiling Springs Town Board of Commissioners	Local Tourism Development Authority	6	2	1	3	50.00%	66.67%	33.33%
Boiling Springs Town Board of Commissioners	Planning and Zoning Board	9	1	2	3	33.33%	33.33%	66.67%
Bridgeton Town Board of Commissioners	Board of Adjustment	5	0	2	2	40.00%	0.00%	100.00%
Bridgeton Town Board of Commissioners	Council of Governments	1	1	0	1	100.00%	100.00%	0.00%
Broadway Town Board of Commissioners	Planning Board	8	0	1	1	12.50%	0.00%	100.00%
Burgaw Town Board of Commissioners	Board of Adjustment	5	3	2	5	100.00%	60.00%	40.00%
Burlington City Council	Airport Authority	7	0	1	1	14.29%	0.00%	100.00%
Burlington City Council	Board of Adjustment	10	2	3	5	50.00%	40.00%	60.00%
Burlington City Council	Historic Preservation Commission	9	1	0	1	11.11%	100.00%	0.00%
Burlington City Council	Housing Authority	7	0	3	3	42.86%	0.00%	100.00%
Burlington City Council	Local ABC Board	6	0	1	1	16.67%	0.00%	100.00%
Burlington City Council	Planning and Zoning Board	12	0	2	2	16.67%	0.00%	100.00%
Burlington City Council	Recreation Board	11	0	5	5	45.45%	0.00%	100.00%
Calabash Board of Commissioners	Board of Adjustment	7	0	2	2	28.57%	0.00%	100.00%
Calabash Board of Commissioners	Local ABC Board	3	0	1	1	33.33%	0.00%	100.00%
Calabash Board of Commissioners	Planning and Zoning Board	7	1	1	2	28.57%	50.00%	50.00%
Calypso Town Council	Board of Adjustment	5	0	0	0	0.00%	0.00%	0.00%
Calypso Town Council	Planning Board	5	0	0	0	0.00%	0.00%	0.00%
Cameron Board of Commissioners	Planning Board	5	0	0	0	0.00%	0.00%	0.00%
Candor Town Board of Commissioners	Local ABC Board	1	0	1	1	100.00%	0.00%	100.00%
Candor Town Board of Commissioners	Planning Board	1	0	1	1	100.00%	0.00%	100.00%
Canton Board of Aldermen	Community Relations Committee	9	9	0	9	100.00%	100.00%	0.00%
Canton Board of Aldermen	Historic Preservation Commission	5	2	3	5	100.00%	40.00%	60.00%
Canton Board of Aldermen	Local ABC Board	3	0	1	1	33.33%	0.00%	100.00%
Canton Board of Aldermen	Planning Board	7	0	0	0	0.00%	0.00%	0.00%
Canton Board of Aldermen	Recreation Board	8	2	6	8	100.00%	25.00%	75.00%
Canton Board of Aldermen	Zoning Board of Adjustment	6	0	0	0	0.00%	0.00%	0.00%
Cape Carteret Board of Commissioners	Board of Adjustment	5	0	2	2	40.00%	0.00%	100.00%
Cape Carteret Board of Commissioners	Planning Board	5	0	1	1	20.00%	0.00%	100.00%
Carolina Beach Town Council	Board of Adjustment	7	1	3	4	57.14%	25.00%	75.00%
Carolina Beach Town Council	Planning and Zoning Board	7	2	0	2	28.57%	100.00%	0.00%
Carolina Beach Town Council	Recreation Board	10	0	0	0	0.00%	0.00%	0.00%
Carolina Shores Board of Commissioners	no appointments	0	0	0	0	0.00%	0.00%	0.00%
Carrboro Board of Alderman	Board of Adjustment	9	1	2	3	33.33%	33.33%	66.67%
Carrboro Board of Alderman	Economic Development Commission	9	1	4	5	55.56%	20.00%	80.00%
Carrboro Board of Alderman	Planning Board	11	3	1	4	36.36%	75.00%	25.00%

Body/Official Making Appointment	Body Receiving Appointment	Total Members of Board	Female Appts	Male Appts	Total Appts	% of Board or Commission Appointed	% Female Appts	% Male Appts
Carrboro Board of Alderman	Recreation Board	10	1	2	3	30.00%	33.33%	66.67%
Carthage Town Board of Commissioners	Planning Board	8	1	1	2	25.00%	50.00%	50.00%
Cary Town Council	Economic Development Commission	12	0	0	0	0.00%	0.00%	0.00%
Cary Town Council	Planning and Zoning Board	9	0	0	0	0.00%	0.00%	0.00%
Cary Town Council	Recreation Board	10	0	0	0	0.00%	0.00%	0.00%
Cary Town Council	Zoning Board of Adjustment	6	0	0	0	0.00%	0.00%	0.00%
Castalia Board of Commissioners	Planning Board	3	3	0	3	100.00%	100.00%	0.00%
Caswell Beach Town Board of Commissioners	Board of Adjustment	5	0	0	0	0.00%	0.00%	0.00%
Caswell Beach Town Board of Commissioners	Planning Board	5	0	3	3	60.00%	0.00%	100.00%
Cedar Point Town Council	Board of Adjustment	5	0	1	1	20.00%	0.00%	100.00%
Cedar Point Town Council	Planning Board	7	0	2	2	28.57%	0.00%	100.00%
Chadbourn Town Council	Planning and Zoning Board	5	1	2	3	60.00%	33.33%	66.67%
Chadbourn Town Council	Recreation Board	5	2	3	5	100.00%	40.00%	60.00%
Charlotte City Council	Airport Authority	11	1	4	5	45.45%	20.00%	80.00%
Charlotte City Council	Civil Service Board	7	1	1	2	28.57%	50.00%	50.00%
Charlotte City Council	Community Relations Committee	45	3	0	3	6.67%	100.00%	0.00%
Charlotte City Council	Historic Preservation Commission	11	2	2	4	36.36%	50.00%	50.00%
Charlotte City Council	Hospital Authority	7	1	1	2	28.57%	50.00%	50.00%
Charlotte City Council	Local Tourism Development Authority	13	2	2	4	30.77%	50.00%	50.00%
Charlotte City Council	Planning and Zoning Board	14	1	1	2	14.29%	50.00%	50.00%
Charlotte City Council	Zoning Board of Adjustment	5	0	2	2	40.00%	0.00%	100.00%
Chimney Rock Village Council	no appointments	0	0	0	0	0.00%	0.00%	0.00%
China Grove Town Council	Planning Board	9	2	7	9	100.00%	22.22%	77.78%
China Grove Town Council	Recreation Board	9	4	5	9	100.00%	44.44%	55.56%
China Grove Town Council	Zoning Board of Adjustment	10	5	5	10	100.00%	50.00%	50.00%
Clayton Town Council	Board of Adjustment	9	1	4	5	55.56%	20.00%	80.00%
Clayton Town Council	Library Board of Trustees	10	4	0	4	40.00%	100.00%	0.00%
Clayton Town Council	Planning and Zoning Board	10	0	5	5	50.00%	0.00%	100.00%
Clayton Town Council	Recreation Board	15	3	2	5	33.33%	60.00%	40.00%
Clemmons Village Council	Planning Board	9	1	2	3	33.33%	33.33%	66.67%
Clemmons Village Council	Zoning Board of Adjustment	5	2	1	3	60.00%	66.67%	33.33%
Cleveland Town Board of Commissioners	Planning and Zoning Board	5	0	2	2	40.00%	0.00%	100.00%
Clinton City Council	Airport Authority	6	0	0	0	0.00%	0.00%	0.00%
Clinton City Council	Board of Adjustment	7	1	1	2	28.57%	50.00%	50.00%
Clinton City Council	Historic Preservation Commission	7	1	2	3	42.86%	33.33%	66.67%
Clinton City Council	Library Board of Trustees	2	1	0	1	50.00%	100.00%	0.00%
Clinton City Council	Local ABC Board	3	0	1	1	33.33%	0.00%	100.00%
Clinton City Council	Planning and Zoning Board	7	1	0	1	14.29%	100.00%	0.00%
Clinton City Council	Recreation Board	7	1	2	3	42.86%	33.33%	66.67%
Clinton Mayor	Recreation Board	7	0	1	1	14.29%	0.00%	100.00%
Coats Town Board of Commissioners	Council of Governments	5	2	3	5	100.00%	40.00%	60.00%
Coats Town Board of Commissioners	Recreation Board	2	0	2	2	100.00%	0.00%	100.00%
Coats Town Board of Commissioners	Water and Sewer Authority	1	1	0	1	100.00%	100.00%	0.00%
Coats Town Board of Commissioners	Zoning Board of Adjustment	2	0	2	2	100.00%	0.00%	100.00%
Coats Town Mayor	Council of Governments	1	0	1	1	100.00%	0.00%	100.00%
Coats Town Mayor	Water and Sewer Authority	1	0	1	1	100.00%	0.00%	100.00%
Coats Town Planning Board	Planning and Zoning Board	5	1	4	5	100.00%	20.00%	80.00%
Coats Town Planning Board	Zoning Board of Adjustment	3	0	3	3	100.00%	0.00%	100.00%

Body/Official Making Appointment	Body Receiving Appointment	Total Members of Board	Female Appts	Male Appts	Total Appts	% of Board or Commission Appointed	% Female Appts	% Male Appts
Colerain Town Commissioners	no appointments	0	0	0	0	0.00%	0.00%	0.00%
Columbia Town Board	Planning and Zoning Board	6	1	1	2	33.33%	50.00%	50.00%
Columbus Town Council	Planning Board	4	2	2	4	100.00%	50.00%	50.00%
Columbus Town Council	Zoning Board of Adjustment	5	3	2	5	100.00%	60.00%	40.00%
Connelly Springs Board of Aldermen	Board of Adjustment	7	1	6	7	100.00%	14.29%	85.71%
Connelly Springs Board of Aldermen	Council of Governments	2	0	2	2	100.00%	0.00%	100.00%
Connelly Springs Board of Aldermen	Planning Board	6	2	0	2	33.33%	100.00%	0.00%
Connelly Springs Board of Aldermen	Recreation Board	6	4	2	6	100.00%	66.67%	33.33%
Conover City Council	Local Tourism Development Authority	2	1	1	2	100.00%	50.00%	50.00%
Conover City Council	Planning Board	10	0	3	3	30.00%	0.00%	100.00%
Conover City Council	Zoning Board of Adjustment	5	0	2	2	40.00%	0.00%	100.00%
Cooleemee Town Board of Commissioners	Local ABC Board	3	0	1	1	33.33%	0.00%	100.00%
Cooleemee Town Board of Commissioners	Planning and Zoning Board	5	0	0	0	0.00%	0.00%	0.00%
Cornelius Town Board of Commissioners	Historic Preservation Commission	7	2	1	3	42.86%	66.67%	33.33%
Cornelius Town Board of Commissioners	Planning Board	9	1	3	4	44.44%	25.00%	75.00%
Cornelius Town Board of Commissioners	Recreation Board	8	1	3	4	50.00%	25.00%	75.00%
Creswell Town Council	no appointments	0	0	0	0	0.00%	0.00%	0.00%
Danbury Town Council	Planning and Zoning Board	6	1	1	2	33.33%	50.00%	50.00%
Danbury Town Council	Zoning Board of Adjustment	6	1	1	2	33.33%	50.00%	50.00%
Davidson Board of Commissioners	Board of Adjustment	5	2	3	5	100.00%	40.00%	60.00%
Davidson Board of Commissioners	Planning Board	12	6	6	12	100.00%	50.00%	50.00%
Davidson Board of Commissioners	Recreation Board	11	4	7	11	100.00%	36.36%	63.64%
Denton Mayor	Recreation Board	7	2	5	7	100.00%	28.57%	71.43%
Denton Town Council	Council of Governments	1	0	1	1	100.00%	0.00%	100.00%
Denton Town Council	Economic Development Commission	1	0	1	1	100.00%	0.00%	100.00%
Denton Town Council	Rural Planning Organization	1	0	1	1	100.00%	0.00%	100.00%
Dillsboro Town Council	Water and Sewer Authority	1	0	1	1	100.00%	0.00%	100.00%
Dortches Town Board of Commissioners	no appointments	0	0	0	0	0.00%	0.00%	0.00%
Duck Town Council	Council of Governments	5	0	0	0	0.00%	0.00%	0.00%
Duck Town Council	Planning Board	5	0	2	2	40.00%	0.00%	100.00%
Duck Town Council	Zoning Board of Adjustment	5	2	3	5	100.00%	40.00%	60.00%
Dunn City Council	Board of Adjustment	7	0	4	4	57.14%	0.00%	100.00%
Dunn City Council	Library Board of Trustees	6	3	1	4	66.67%	75.00%	25.00%
Dunn City Council	Local ABC Board	3	0	2	2	66.67%	0.00%	100.00%
Dunn City Council	Planning Board	7	3	2	5	71.43%	60.00%	40.00%
Dunn City Council	Recreation Board	7	2	2	4	57.14%	50.00%	50.00%
Dunn Mayor	Hospital Authority	6	0	2	2	33.33%	0.00%	100.00%
Dunn Mayor	Housing Authority	5	0	2	2	40.00%	0.00%	100.00%
East Spencer Town Council	Economic Development Commission	5	4	1	5	100.00%	80.00%	20.00%
East Spencer Town Council	Planning and Zoning Board	4	2	3	5	125.00%	40.00%	60.00%
Eastover Town Board	no appointments	0	0	0	0	0.00%	0.00%	0.00%
Eden City Council	Board of Adjustment	10	0	2	2	20.00%	0.00%	100.00%
Eden City Council	Historic Preservation Commission	8	3	0	3	37.50%	100.00%	0.00%
Eden City Council	Planning Board	10	1	2	3	30.00%	33.33%	66.67%
Eden Mayor	Council of Governments	1	0	1	1	100.00%	0.00%	100.00%
Eden Mayor	Local ABC Board	3	0	2	2	66.67%	0.00%	100.00%
Edenton Town Council	Airport Authority	9	1	1	2	22.22%	50.00%	50.00%
Edenton Town Council	Board of Adjustment	5	1	1	2	40.00%	50.00%	50.00%

Body/Official Making Appointment	Body Receiving Appointment	Total Members of Board	Female Appts	Male Appts	Total Appts	% of Board or Commission Appointed	% Female Appts	% Male Appts
Edenton Town Council	Historic Preservation Commission	7	2	2	4	57.14%	50.00%	50.00%
Edenton Town Council	Hospital Authority	5	1	0	1	20.00%	100.00%	0.00%
Edenton Town Council	Planning Board	7	0	1	1	14.29%	0.00%	100.00%
Edenton Town Council	Recreation Board	5	1	1	2	40.00%	50.00%	50.00%
Elizabeth City City Council	Airport Authority	7	0	1	1	14.29%	0.00%	100.00%
Elizabeth City City Council	Economic Development Commission	15	0	0	0	0.00%	0.00%	0.00%
Elizabeth City City Council	Historic Preservation Commission	7	0	0	0	0.00%	0.00%	0.00%
Elizabeth City City Council	Housing Authority	7	0	0	0	0.00%	0.00%	0.00%
Elizabeth City City Council	Human Relations Commission	20	0	0	0	0.00%	0.00%	0.00%
Elizabeth City City Council	Local ABC Board	5	0	2	2	40.00%	0.00%	100.00%
Elizabeth City City Council	Local Tourism Development Authority	5	1	0	1	20.00%	100.00%	0.00%
Elizabeth City City Council	Planning Board	7	2	3	5	71.43%	40.00%	60.00%
Elizabeth City City Council	Recreation Board	4	1	3	4	100.00%	25.00%	75.00%
Elizabeth City City Council	Redevelopment Commission	1	0	1	1	100.00%	0.00%	100.00%
Elizabeth City City Council	Zoning Board of Adjustment	10	1	5	6	60.00%	16.67%	83.33%
Elizabethtown Town Council	Airport Authority	10	0	1	1	10.00%	0.00%	100.00%
Elizabethtown Town Council	Housing Authority	6	0	0	0	0.00%	0.00%	0.00%
Elizabethtown Town Council	Library Board of Trustees	3	0	0	0	0.00%	0.00%	0.00%
Elizabethtown Town Council	Planning and Zoning Board	9	0	1	1	11.11%	0.00%	100.00%
Elizabethtown Town Council	Recreation Board	5	0	0	0	0.00%	0.00%	0.00%
Elizabethtown Town Council	Zoning Board of Adjustment	6	0	2	2	33.33%	0.00%	100.00%
Elkin Town Board of Commissioners	Airport Authority	6	1	0	1	16.67%	0.00%	0.00%
Elkin Town Board of Commissioners	Board of Adjustment	8	0	2	2	25.00%	0.00%	0.00%
Elkin Town Board of Commissioners	Library Board of Trustees	8	0	0	0	0.00%	0.00%	0.00%
Elkin Town Board of Commissioners	Local ABC Board	3	1	1	2	66.67%	50.00%	50.00%
Elkin Town Board of Commissioners	Local Tourism Development Authority	3	0	1	1	33.33%	0.00%	100.00%
Elkin Town Board of Commissioners	Planning and Zoning Board	8	0	2	2	25.00%	0.00%	0.00%
Elkin Town Board of Commissioners	Recreation Board	9	1	2	3	33.33%	33.33%	66.67%
Elkin Town Board of Commissioners	Water and Sewer Authority	5	0	2	2	40.00%	0.00%	100.00%
Ellenboro Town Board	no appointments	0	0	0	0	0.00%	0.00%	0.00%
Elon Board of Aldermen	Recreation Board	6	0	2	2	33.33%	0.00%	100.00%
Elon Board of Aldermen	Zoning Board of Adjustment	8	2	2	4	50.00%	50.00%	50.00%
Emerald Isle Board of Commissioners	Planning Board	7	0	4	4	57.14%	0.00%	100.00%
Emerald Isle Board of Commissioners	Zoning Board of Adjustment	5	0	3	3	60.00%	0.00%	100.00%
Erwin Board of Commissioners	Council of Governments	7	0	0	0	0.00%	0.00%	0.00%
Erwin Board of Commissioners	Planning and Zoning Board	11	7	4	11	100.00%	63.64%	36.36%
Erwin Board of Commissioners	Recreation Board	7	2	2	4	57.14%	50.00%	50.00%
Fairview Town Council	Board of Adjustment	7	0	2	2	28.57%	0.00%	100.00%
Fairview Town Council	Council of Governments	5	0	0	0	0.00%	0.00%	0.00%
Fairview Town Council	Planning and Zoning Board	9	0	0	0	0.00%	0.00%	0.00%
Faison Mayor	Planning Board	8	2	3	5	62.50%	40.00%	60.00%
Faison Mayor	Recreation Board	5	1	1	2	40.00%	50.00%	50.00%
Faith Town Board of Alderman	Council of Governments	2	0	2	2	100.00%	0.00%	100.00%
Faith Town Board of Alderman	Planning Board	5	1	4	5	100.00%	20.00%	80.00%
Faith Town Board of Alderman	Zoning Board of Adjustment	5	2	3	5	100.00%	40.00%	60.00%
Falcon Town Board of Commissioners	Board of Adjustment	5	0	5	5	100.00%	0.00%	100.00%
Flat Rock Village Council	Board of Adjustment	5	1	0	1	20.00%	100.00%	0.00%
Flat Rock Village Council	Historic Preservation Commission	1	0	1	1	100.00%	0.00%	100.00%

Body/Official Making Appointment	Body Receiving Appointment	Total Members of Board	Female Appts	Male Appts	Total Appts	% of Board or Commission Appointed	% Female Appts	% Male Appts
Flat Rock Village Council	Metropolitan Planning Organization	1	0	1	1	100.00%	0.00%	100.00%
Flat Rock Village Council	Planning Board	7	1	2	3	42.86%	33.33%	66.67%
Fletcher Town Council	Local ABC Board	3	0	1	1	33.33%	0.00%	100.00%
Fletcher Town Council	Planning Board	8	0	2	2	25.00%	0.00%	100.00%
Fletcher Town Council	Recreation Board	5	1	1	2	40.00%	50.00%	50.00%
Fletcher Town Council	Zoning Board of Adjustment	8	0	0	0	0.00%	0.00%	0.00%
Four Oaks Town Council	Council of Governments	6	0	1	1	16.67%	0.00%	100.00%
Franklin Town Board	Board of Adjustment	7	0	1	1	14.29%	0.00%	100.00%
Franklin Town Board	Local Tourism Development Authority	9	1	2	3	33.33%	33.33%	66.67%
Franklin Town Board	Planning Board	7	0	1	1	14.29%	0.00%	100.00%
Franklinton Board of Commissioners	Local ABC Board	3	0	0	0	0.00%	0.00%	0.00%
Franklinton Board of Commissioners	Planning and Zoning Board	5	2	1	3	60.00%	66.67%	33.33%
Gamewell Town Council	Planning Board	7	0	3	3	42.86%	0.00%	100.00%
Garner Town Board of Aldermen	Board of Adjustment	7	0	0	0	0.00%	0.00%	0.00%
Garner Town Board of Aldermen	Planning Board	7	1	2	3	42.86%	33.33%	66.67%
Garner Town Board of Aldermen	Recreation Board	7	0	2	2	28.57%	0.00%	100.00%
Garysburg Town Council	Board of Adjustment	7	0	0	0	0.00%	0.00%	0.00%
Garysburg Town Council	Planning Board	5	0	0	0	0.00%	0.00%	0.00%
Gaston Town Board	no appointments	0	0	0	0	0.00%	0.00%	0.00%
Glen Alpine Town Council	Board of Adjustment	7	0	0	0	0.00%	0.00%	0.00%
Glen Alpine Town Council	Planning Board	5	0	0	0	0.00%	0.00%	0.00%
Godwin Town Board	Planning Board	1	0	1	1	100.00%	0.00%	100.00%
Goldsboro City Council	Airport Authority	6	0	3	3	50.00%	0.00%	100.00%
Goldsboro City Council	Board of Adjustment	7	1	1	2	28.57%	50.00%	50.00%
Goldsboro City Council	Community Relations Committee	11	3	5	8	72.73%	37.50%	62.50%
Goldsboro City Council	Historic Preservation Commission	9	3	3	6	66.67%	50.00%	50.00%
Goldsboro City Council	Housing Authority	7	0	0	0	0.00%	0.00%	0.00%
Goldsboro City Council	Library Board of Trustees	10	1	0	1	10.00%	100.00%	0.00%
Goldsboro City Council	Local Tourism Development Authority	6	1	1	2	33.33%	50.00%	50.00%
Goldsboro City Council	Planning and Zoning Board	7	0	1	1	14.29%	0.00%	100.00%
Goldsboro City Council	Recreation Board	14	0	7	7	50.00%	0.00%	100.00%
Graham City Council	Council of Governments	1	0	0	0	0.00%	0.00%	0.00%
Graham City Council	Economic Development Commission	2	0	0	0	0.00%	0.00%	0.00%
Graham City Council	Historic Preservation Commission	9	1	1	2	22.22%	50.00%	50.00%
Graham City Council	Housing Authority	5	0	1	1	20.00%	0.00%	100.00%
Graham City Council	Library Board of Trustees	2	1	0	1	50.00%	100.00%	0.00%
Graham City Council	Local ABC Board	6	0	1	1	16.67%	0.00%	100.00%
Graham City Council	Planning and Zoning Board	7	0	1	1	14.29%	0.00%	100.00%
Graham City Council	Recreation Board	7	1	1	2	28.57%	50.00%	50.00%
Graham City Council	Zoning Board of Adjustment	7	0	1	1	14.29%	0.00%	100.00%
Granite Falls Town Council	Board of Adjustment	9	1	2	3	33.33%	33.33%	66.67%
Granite Falls Town Council	Local ABC Board	3	0	1	1	33.33%	0.00%	100.00%
Granite Falls Town Council	Planning and Zoning Board	9	1	1	2	22.22%	50.00%	50.00%
Granite Falls Town Council	Recreation Board	11	0	4	4	36.36%	0.00%	100.00%
Greenevers Board of Commissioners	Planning Board	5	1	4	5	100.00%	20.00%	80.00%
Greenevers Board of Commissioners	Recreation Board	5	4	1	5	100.00%	80.00%	20.00%
Greensboro City Council	Airport Authority	1	0	1	1	100.00%	0.00%	100.00%
Greensboro City Council	Board of Adjustment	7	2	3	5	71.43%	40.00%	60.00%

Body/Official Making Appointment	Body Receiving Appointment	Total Members of Board	Female Appts	Male Appts	Total Appts	% of Board or Commission Appointed	% Female Appts	% Male Appts
Greensboro City Council	Historic Preservation Commission	9	1	3	9	100.00%	11.11%	33.33%
Greensboro City Council	Human Relations Commission	15	5	4	9	60.00%	55.56%	44.44%
Greensboro City Council	Library Board of Trustees	9	4	0	4	44.44%	100.00%	0.00%
Greensboro City Council	Local ABC Board	5	1	1	2	40.00%	50.00%	50.00%
Greensboro City Council	Local Tourism Development Authority	5	1	0	1	20.00%	100.00%	0.00%
Greensboro City Council	Planning Board	9	0	2	2	22.22%	0.00%	100.00%
Greensboro City Council	Public Transportation Authority	9	1	2	3	33.33%	33.33%	66.67%
Greensboro City Council	Recreation Board	9	0	3	3	33.33%	0.00%	100.00%
Greensboro City Council	Redevelopment Commission	5	0	0	0	0.00%	0.00%	0.00%
Greensboro City Council	Zoning Board of Adjustment	9	2	2	4	44.44%	50.00%	50.00%
Greensboro City Mayor	Housing Authority	7	1	1	2	28.57%	50.00%	50.00%
Greenville City Council	Airport Authority	8	0	0	0	0.00%	0.00%	0.00%
Greenville City Council	Board of Adjustment	7	0	1	1	14.29%	0.00%	100.00%
Greenville City Council	Historic Preservation Commission	10	3	2	5	50.00%	60.00%	40.00%
Greenville City Council	Human Relations Commission	18	7	5	12	66.67%	58.33%	41.67%
Greenville City Council	Library Board of Trustees	9	0	3	3	33.33%	0.00%	100.00%
Greenville City Council	Planning and Zoning Board	9	1	2	3	33.33%	33.33%	66.67%
Greenville City Council	Public Transportation Authority	7	1	2	3	42.86%	33.33%	66.67%
Greenville City Council	Recreation Board	9	1	2	3	33.33%	33.33%	66.67%
Greenville City Council	Redevelopment Commission	7	0	2	2	28.57%	0.00%	100.00%
Greenville Mayor	Housing Authority	7	2	1	3	42.86%	66.67%	33.33%
Grimesland Board of Aldermen	Planning Board	5	3	2	5	100.00%	60.00%	40.00%
Grimesland Board of Aldermen	Zoning Board of Adjustment	5	2	3	5	100.00%	40.00%	60.00%
Hamlet City Council	Housing Authority	5	1	0	1	20.00%	100.00%	0.00%
Hamlet City Council	Local ABC Board	3	0	1	1	33.33%	0.00%	100.00%
Hamlet City Council	Planning and Zoning Board	7	2	1	3	42.86%	66.67%	33.33%
Harmony Town Board	Planning and Zoning Board	5	0	1	1	20.00%	0.00%	100.00%
Harrells Board of Aldermen	no appointments	0	0	0	0	0.00%	0.00%	0.00%
Harrellsville Town Board of Commissioners	no appointments	0	0	0	0	0.00%	0.00%	0.00%
Harrisburg Town Council	Planning and Zoning Board	7	1	3	4	57.14%	25.00%	75.00%
Harrisburg Town Council	Recreation Board	9	3	4	7	77.78%	42.86%	57.14%
Havelock Board of Commissioners	Board of Adjustment	8	1	3	4	50.00%	25.00%	75.00%
Havelock Board of Commissioners	Library Board of Trustees	3	2	1	3	100.00%	66.67%	33.33%
Havelock Board of Commissioners	Planning Board	7	0	3	3	42.86%	0.00%	100.00%
Havelock Board of Commissioners	Recreation Board	8	4	1	5	62.50%	80.00%	20.00%
Haw River Town Council	Board of Adjustment	8	0	1	1	12.50%	0.00%	100.00%
Haw River Town Council	Planning and Zoning Board	8	0	1	1	12.50%	0.00%	100.00%
Haw River Town Council	Zoning Board of Adjustment	8	0	1	1	12.50%	0.00%	100.00%
Hemby Bridge Town Board of Alderman	no appointments	0	0	0	0	0.00%	0.00%	0.00%
Hendersonville City Council	Board of Adjustment	12	1	1	2	16.67%	50.00%	50.00%
Hendersonville City Council	Historic Preservation Commission	9	0	0	0	0.00%	0.00%	0.00%
Hendersonville City Council	Local ABC Board	3	0	1	1	33.33%	0.00%	100.00%
Hendersonville City Council	Metropolitan Planning Organization	18	0	0	0	0.00%	0.00%	0.00%
Hendersonville Mayor	Housing Authority	6	0	1	1	16.67%	0.00%	100.00%
Hertford Town Board	Housing Authority	5	1	2	3	60.00%	33.33%	66.67%
Hertford Town Board	Planning and Zoning Board	7	0	6	6	85.71%	0.00%	100.00%
Hertford Town Board	Recreation Board	10	1	0	1	10.00%	100.00%	0.00%
Hickory Town Board	Community Relations Committee	14	7	4	11	78.57%	63.64%	36.36%



Body/Official Making Appointment	Body Receiving Appointment	Total Members of Board	Female Appts	Male Appts	Total Appts	% of Board or Commission Appointed	% Female Appts	% Male Appts
Hickory Town Board	Council of Governments	35	0	1	1	2.86%	0.00%	100.00%
Hickory Town Board	Economic Development Commission	9	0	1	1	11.11%	0.00%	100.00%
Hickory Town Board	Historic Preservation Commission	9	1	3	4	44.44%	25.00%	75.00%
Hickory Town Board	Housing Authority	7	0	2	2	28.57%	0.00%	100.00%
Hickory Town Board	Library Board of Trustees	10	3	1	4	40.00%	75.00%	25.00%
Hickory Town Board	Planning Board	12	0	4	4	33.33%	0.00%	100.00%
Hickory Town Board	Recreation Board	12	5	1	6	50.00%	83.33%	16.67%
High Point City Council	Airport Authority	8	0	1	1	12.50%	0.00%	100.00%
High Point City Council	Board of Adjustment	9	0	6	6	66.67%	0.00%	100.00%
High Point City Council	Historic Preservation Commission	9	3	3	6	66.67%	50.00%	50.00%
High Point City Council	Housing Authority	7	1	1	2	28.57%	50.00%	50.00%
High Point City Council	Human Relations Commission	15	6	3	9	60.00%	66.67%	33.33%
High Point City Council	Library Board of Trustees	8	2	1	3	37.50%	66.67%	33.33%
High Point City Council	Local ABC Board	3	1	0	1	33.33%	100.00%	0.00%
High Point City Council	Planning and Zoning Board	9	2	0	2	22.22%	100.00%	0.00%
High Point City Council	Recreation Board	9	1	2	3	33.33%	33.33%	66.67%
Highlands Town Board of Commissioners	Local ABC Board	3	0	0	0	0.00%	0.00%	0.00%
Highlands Town Board of Commissioners	Planning Board	7	0	1	1	14.29%	0.00%	100.00%
Highlands Town Board of Commissioners	Zoning Board of Adjustment	7	0	0	0	0.00%	0.00%	0.00%
Hildebran Town Council	Planning Board	5	3	0	3	60.00%	100.00%	0.00%
Hillsborough Town Council	Board of Adjustment	7	0	0	0	0.00%	0.00%	0.00%
Hillsborough Town Council	Historic Preservation Commission	7	0	3	3	42.86%	0.00%	100.00%
Hillsborough Town Council	Planning Board	9	0	1	1	11.11%	0.00%	100.00%
Hillsborough Town Council	Recreation Board	6	5	2	7	116.67%	71.43%	28.57%
Hobgood Town Board of Commissioners	Council of Governments	1	1	0	1	100.00%	100.00%	0.00%
Hobgood Town Board of Commissioners	Planning Board	8	2	6	8	100.00%	25.00%	75.00%
Holden Beach Board of Commissioners	no appointments	0	0	0	0	0.00%	0.00%	0.00%
Holly Ridge Town Council	Board of Adjustment	6	0	0	0	0.00%	0.00%	0.00%
Holly Ridge Town Council	Planning and Zoning Board	7	0	1	1	14.29%	0.00%	100.00%
Holly Ridge Town Council	Recreation Board	7	1	0	1	14.29%	100.00%	0.00%
Holly Ridge Town Council	Water and Sewer Authority	8	0	1	1	12.50%	0.00%	100.00%
Holly Springs Town Council	Board of Adjustment	8	1	1	2	25.00%	50.00%	50.00%
Holly Springs Town Council	Planning and Zoning Board	8	0	3	3	37.50%	0.00%	100.00%
Hope Mills Town Council	Planning and Zoning Board	7	2	5	7	100.00%	28.57%	71.43%
Hope Mills Town Council	Recreation Board	7	1	6	7	100.00%	14.29%	85.71%
Hope Mills Town Council	Zoning Board of Adjustment	7	0	1	1	14.29%	0.00%	100.00%
Hot Springs Town Council	no appointments	0	0	0	0	0.00%	0.00%	0.00%
Huntersville Board of Commissioners	Recreation Board	9	0	3	3	33.33%	0.00%	100.00%
Huntersville Board of Commissioners	Zoning Board of Adjustment	7	1	3	4	57.14%	25.00%	75.00%
Indian Trail Town Council	Board of Adjustment	8	1	1	2	25.00%	50.00%	50.00%
Indian Trail Town Council	Planning Board	10	0	1	1	10.00%	0.00%	100.00%
Jackson Town Board of Commissioners	Planning Board	10	1	2	3	30.00%	33.33%	66.67%
Jacksonville City Council	Board of Adjustment	5	0	5	5	100.00%	0.00%	100.00%
Jacksonville City Council	Metropolitan Planning Organization	5	0	0	0	0.00%	0.00%	0.00%
Jacksonville City Council	Planning Board	9	4	5	9	100.00%	44.44%	55.56%
Jacksonville City Council	Recreation Board	9	1	3	4	44.44%	25.00%	75.00%
Jamestown Town Council	Board of Adjustment	9	1	8	9	100.00%	11.11%	88.89%
Jamestown Town Council	Planning Board	9	3	6	9	100.00%	33.33%	66.67%

Body/Official Making Appointment	Body Receiving Appointment	Total Members of Board	Female Appts	Male Appts	Total Appts	% of Board or Commission Appointed	% Female Appts	% Male Appts
Jamestown Town Council	Recreation Board	7	3	4	7	100.00%	42.86%	57.14%
Kannapolis City Council	Board of Adjustment	7	1	3	4	57.14%	25.00%	75.00%
Kannapolis City Council	Council of Governments	2	0	2	2	100.00%	0.00%	100.00%
Kannapolis City Council	Metropolitan Planning Organization	1	0	1	1	100.00%	0.00%	100.00%
Kannapolis City Council	Planning and Zoning Board	7	1	2	3	42.86%	33.33%	66.67%
Kannapolis City Council	Recreation Board	9	3	3	6	66.67%	50.00%	50.00%
Kannapolis City Council	Water and Sewer Authority	2	0	1	1	50.00%	0.00%	100.00%
Kenly Town Council	Board of Adjustment	5	0	0	0	0.00%	0.00%	0.00%
Kenly Town Council	Planning Board	7	0	0	0	0.00%	0.00%	0.00%
Kenly Town Council	Recreation Board	7	0	1	1	14.29%	0.00%	100.00%
Kenly Town Council	Zoning Board of Adjustment	5	0	0	0	0.00%	0.00%	0.00%
Kernersville Town Board of Aldermen	Board of Adjustment	10	1	1	2	20.00%	50.00%	50.00%
Kernersville Town Board of Aldermen	Planning Board	10	0	3	3	30.00%	0.00%	100.00%
Kernersville Town Board of Aldermen	Recreation Board	9	2	1	3	33.33%	66.67%	33.33%
Kill Devil Hills Board of Commissioners	Civil Service Board	3	0	0	0	0.00%	0.00%	0.00%
Kill Devil Hills Board of Commissioners	Historic Preservation Commission	5	0	0	0	0.00%	0.00%	0.00%
Kill Devil Hills Board of Commissioners	Planning Board	7	0	1	1	14.29%	0.00%	100.00%
Kill Devil Hills Board of Commissioners	Zoning Board of Adjustment	8	1	1	2	25.00%	50.00%	50.00%
King City Council	Planning and Zoning Board	8	0	0	0	0.00%	0.00%	0.00%
King City Council	Recreation Board	7	0	0	0	0.00%	0.00%	0.00%
King City Council	Zoning Board of Adjustment	8	0	0	0	0.00%	0.00%	0.00%
King's Mountain City Council	Board of Adjustment	7	2	5	7	100.00%	28.57%	71.43%
King's Mountain City Council	Library Board of Trustees	9	5	4	9	100.00%	55.56%	44.44%
King's Mountain City Council	Local ABC Board	5	2	3	5	100.00%	40.00%	60.00%
King's Mountain City Council	Planning and Zoning Board	11	1	10	11	100.00%	9.09%	90.91%
Kittrell Town Board	no appointments	0	0	0	0	0.00%	0.00%	0.00%
Kitty Hawk Town Council	Board of Adjustment	5	2	1	3	60.00%	66.67%	33.33%
Kitty Hawk Town Council	Planning Board	5	0	2	2	40.00%	0.00%	100.00%
Kitty Hawk Town Council	Recreation Board	7	2	1	3	42.86%	66.67%	33.33%
Knightdale Town Council	Planning Board	9	0	2	2	22.22%	0.00%	100.00%
Knightdale Town Council	Recreation Board	9	3	6	9	100.00%	33.33%	66.67%
Kure Beach Town Council	Economic Development Commission	9	1	8	9	100.00%	11.11%	88.89%
Kure Beach Town Council	Planning and Zoning Board	5	0	1	1	20.00%	0.00%	100.00%
Kure Beach Town Council	Recreation Board	8	1	2	3	37.50%	33.33%	66.67%
La Grange Town Council	Planning and Zoning Board	10	0	2	2	20.00%	0.00%	100.00%
Lake Park Village Council	Council of Governments	6	0	0	0	0.00%	0.00%	0.00%
Lake Park Village Council	Economic Development Commission	4	1	0	1	25.00%	100.00%	0.00%
Lake Park Village Council	Recreation Board	5	0	0	0	0.00%	0.00%	0.00%
Lake Waccamaw Board of Commissioners	Board of Adjustment	8	0	2	2	25.00%	0.00%	100.00%
Lake Waccamaw Board of Commissioners	Planning Board	8	0	2	2	25.00%	0.00%	100.00%
Laurinburg City Council	Airport Authority	6	2	0	2	33.33%	100.00%	0.00%
Laurinburg City Council	Board of Adjustment	7	2	1	3	42.86%	66.67%	33.33%
Laurinburg City Council	Housing Authority	5	0	1	1	20.00%	0.00%	100.00%
Laurinburg City Council	Planning Board	7	1	0	1	14.29%	100.00%	0.00%
Lawndale Town Council	no appointments	0	0	0	0	0.00%	0.00%	0.00%
Leland Town Council	Planning Board	7	0	3	3	42.86%	0.00%	100.00%
Leland Town Council	Recreation Board	7	1	3	4	57.14%	25.00%	75.00%
Leland Town Council	Zoning Board of Adjustment	5	0	1	1	20.00%	0.00%	100.00%

Body/Official Making Appointment	Body Receiving Appointment	Total Members of Board	Female Appts	Male Appts	Total Appts	% of Board or Commission Appointed	% Female Appts	% Male Appts
Lenoir City Council	Airport Authority	8	0	2	2	25.00%	0.00%	100.00%
Lenoir City Council	Board of Adjustment	7	1	2	3	42.86%	33.33%	66.67%
Lenoir City Council	Economic Development Commission	14	1	3	4	28.57%	25.00%	75.00%
Lenoir City Council	Housing Authority	5	0	0	0	0.00%	0.00%	0.00%
Lenoir City Council	Local ABC Board	3	0	1	1	33.33%	0.00%	100.00%
Lenoir City Council	Planning Board	9	2	1	3	33.33%	66.67%	33.33%
Lenoir City Council	Recreation Board	12	1	2	3	25.00%	33.33%	66.67%
Lenoir City Council	Zoning Board of Adjustment	7	2	4	6	85.71%	33.33%	66.67%
Lewisville Town Council	Planning Board	7	0	2	2	28.57%	0.00%	100.00%
Lewisville Town Council	Zoning Board of Adjustment	7	1	2	3	42.86%	33.33%	66.67%
Lexington City Council	City Board of Education	9	0	3	3	33.33%	0.00%	100.00%
Lexington City Council	Council of Governments	1	0	1	1	100.00%	0.00%	100.00%
Lexington City Council	Economic Development Commission	11	0	1	1	9.09%	0.00%	100.00%
Lexington City Council	Housing Authority	5	0	2	2	40.00%	0.00%	100.00%
Lexington City Council	Human Relations Commission	9	3	0	3	33.33%	100.00%	0.00%
Lexington City Council	Local ABC Board	3	0	1	1	33.33%	0.00%	100.00%
Lexington City Council	Local Tourism Development Authority	8	3	1	4	50.00%	75.00%	25.00%
Lexington City Council	Planning and Zoning Board	9	3	1	4	44.44%	75.00%	25.00%
Lexington City Council	Recreation Board	9	2	3	5	55.56%	40.00%	60.00%
Liberty Town Council	Board of Adjustment	7	2	5	7	100.00%	28.57%	71.43%
Liberty Town Council	Library Board of Trustees	6	4	2	6	100.00%	66.67%	33.33%
Liberty Town Council	Local ABC Board	3	0	3	3	100.00%	0.00%	100.00%
Liberty Town Council	Planning and Zoning Board	7	2	5	7	100.00%	28.57%	71.43%
Liberty Town Council	Recreation Board	9	4	5	9	100.00%	44.44%	55.56%
Liberty Town Council	Redevelopment Commission	9	4	5	9	100.00%	44.44%	55.56%
Liberty Town Council	Zoning Board of Adjustment	7	2	5	7	100.00%	28.57%	71.43%
Lillington Town Board of Commissioners	Local ABC Board	3	1	0	1	33.33%	100.00%	0.00%
Lillington Town Board of Commissioners	Planning Board	6	0	3	3	50.00%	0.00%	100.00%
Lillington Town Board of Commissioners	Recreation Board	5	1	1	2	40.00%	50.00%	50.00%
Linden Town Board	Council of Governments	1	1	0	1	100.00%	100.00%	0.00%
Littleton Town Council	Board of Adjustment	4	0	2	2	50.00%	0.00%	100.00%
Littleton Town Council	Library Board of Trustees	5	2	0	2	40.00%	100.00%	0.00%
Littleton Town Council	Planning Board	5	0	2	2	40.00%	0.00%	100.00%
Locust City Council	Local ABC Board	3	0	3	3	100.00%	0.00%	100.00%
Locust City Council	Planning and Zoning Board	5	0	5	5	100.00%	0.00%	100.00%
Long View Board of Aldermen	Planning and Zoning Board	5	1	4	5	100.00%	20.00%	80.00%
Louisburg Town Board	Board of Adjustment	5	0	0	0	0.00%	0.00%	0.00%
Louisburg Town Board	Historic Preservation Commission	7	0	0	0	0.00%	0.00%	0.00%
Louisburg Town Board	Local ABC Board	3	0	0	0	0.00%	0.00%	0.00%
Louisburg Town Board	Planning Board	6	0	0	0	0.00%	0.00%	0.00%
Lowell City Council	Planning and Zoning Board	7	0	2	2	28.57%	0.00%	100.00%
Lowell City Council	Zoning Board of Adjustment	5	0	1	1	20.00%	0.00%	100.00%
Lucama Town Board	no appointments	0	0	0	0	0.00%	0.00%	0.00%
Lumberton City Council	Airport Authority	9	0	0	0	0.00%	0.00%	0.00%
Lumberton City Council	Board of Adjustment	10	0	0	0	0.00%	0.00%	0.00%
Lumberton City Council	Community Relations Committee	18	1	0	1	5.56%	100.00%	0.00%
Lumberton City Council	Housing Authority	7	0	0	0	0.00%	0.00%	0.00%
Lumberton City Council	Library Board of Trustees	12	0	0	0	0.00%	0.00%	0.00%

Body/Official Making Appointment	Body Receiving Appointment	Total Members of Board	Female Appts	Male Appts	Total Appts	% of Board or Commission Appointed	% Female Appts	% Male Appts
Lumberton City Council	Local ABC Board	5	0	0	0	0.00%	0.00%	0.00%
Lumberton City Council	Local Tourism Development Authority	6	0	1	1	16.67%	0.00%	0.00%
Lumberton City Council	Planning Board	10	0	0	0	0.00%	0.00%	0.00%
Lumberton City Council	Recreation Board	9	0	0	0	0.00%	0.00%	0.00%
Maggie Valley Town Board of Commissioners	Planning Board	7	0	0	0	0.00%	0.00%	0.00%
Maggie Valley Town Board of Commissioners	Recreation Board	5	1	0	1	20.00%	100.00%	0.00%
Maggie Valley Town Board of Commissioners	Zoning Board of Adjustment	5	0	0	0	0.00%	0.00%	0.00%
Magnolia Town Board	Council of Governments	6	0	0	0	0.00%	0.00%	0.00%
Manteo Town Board of Commissioners	Board of Adjustment	5	0	2	2	40.00%	0.00%	100.00%
Manteo Town Board of Commissioners	Planning and Zoning Board	5	2	0	2	40.00%	100.00%	0.00%
Marion City Council	Board of Adjustment	5	0	1	1	20.00%	0.00%	100.00%
Marion City Council	Historic Preservation Commission	5	0	1	1	20.00%	0.00%	100.00%
Marion City Council	Local ABC Board	3	0	1	1	33.33%	0.00%	100.00%
Marion City Council	Planning Board	5	0	1	1	20.00%	0.00%	100.00%
Mars Hill Town Council	Housing Authority	5	1	2	3	60.00%	33.33%	66.67%
Mars Hill Town Council	Planning and Zoning Board	5	1	4	5	100.00%	20.00%	80.00%
Mars Hill Town Council	Zoning Board of Adjustment	5	1	4	5	100.00%	20.00%	80.00%
Marshall Board of Aldermen	Board of Adjustment	5	0	3	3	60.00%	0.00%	100.00%
Marshall Board of Aldermen	Housing Authority	5	1	1	2	40.00%	50.00%	50.00%
Marshall Board of Aldermen	Housing Authority	5	0	1	1	20.00%	0.00%	100.00%
Marshall Board of Aldermen	Planning Board	5	1	2	3	60.00%	33.33%	66.67%
Marshall Board of Aldermen	Planning Board	5	1	1	2	40.00%	50.00%	50.00%
Marshall Board of Aldermen	Zoning Board of Adjustment	5	0	2	2	40.00%	0.00%	100.00%
Marvin Village Council	Board of Adjustment	7	1	0	1	14.29%	100.00%	0.00%
Marvin Village Council	Planning Board	7	1	3	4	57.14%	25.00%	75.00%
Marvin Village Council	Recreation Board	7	1	2	3	42.86%	33.33%	66.67%
Matthews Town Board of Commissioners	Board of Adjustment	5	0	2	2	40.00%	0.00%	100.00%
Matthews Town Board of Commissioners	Economic Development Commission	11	3	8	11	100.00%	27.27%	72.73%
Matthews Town Board of Commissioners	Planning and Zoning Board	7	1	1	2	28.57%	50.00%	50.00%
Mayodan Town Council	Planning and Zoning Board	10	0	3	3	30.00%	0.00%	100.00%
Mayodan Town Council	Recreation Board	3	1	0	1	33.33%	100.00%	0.00%
Mayodan Town Council	Zoning Board of Adjustment	10	0	3	3	30.00%	0.00%	100.00%
Maysville Town Board of Commissioners	Planning Board	7	0	1	1	14.29%	0.00%	100.00%
Maysville Town Board of Commissioners	Recreation Board	9	3	0	3	33.33%	100.00%	0.00%
McAdenville Town Council	Planning and Zoning Board	5	0	0	0	0.00%	0.00%	0.00%
McDonald Town Board of Commissioners	no appointments	0	0	0	0	0.00%	0.00%	0.00%
Middlesex Board of Commissioners	Board of Adjustment	6	0	0	0	0.00%	0.00%	0.00%
Middlesex Board of Commissioners	Library Board of Trustees	6	0	0	0	0.00%	0.00%	0.00%
Middlesex Board of Commissioners	Planning Board	6	0	0	0	0.00%	0.00%	0.00%
Mills River Town Council	Board of Adjustment	5	1	3	4	80.00%	25.00%	75.00%
Mills River Town Council	Planning Board	9	2	2	4	44.44%	50.00%	50.00%
Mineral Springs Town Council	Board of Adjustment	7	0	0	0	0.00%	0.00%	0.00%
Mineral Springs Town Council	Planning Board	9	1	3	4	44.44%	25.00%	75.00%
Minnesott Beach Board of Commissioners	Board of Adjustment	5	0	5	5	100.00%	0.00%	100.00%
Minnesott Beach Board of Commissioners	Planning Board	7	1	6	7	100.00%	14.29%	85.71%
Momeyer Town Council	Board of Adjustment	7	2	1	3	42.86%	66.67%	33.33%
Momeyer Town Council	Planning Board	7	2	1	3	42.86%	66.67%	33.33%
Monroe City Council	Airport Authority	7	0	2	2	28.57%	0.00%	100.00%

Body/Official Making Appointment	Body Receiving Appointment	Total Members of Board	Female Appts	Male Appts	Total Appts	% of Board or Commission Appointed	% Female Appts	% Male Appts
Monroe City Council	Board of Adjustment	8	0	3	3	37.50%	0.00%	100.00%
Monroe City Council	Economic Development Commission	8	2	2	4	50.00%	50.00%	50.00%
Monroe City Council	Housing Authority	7	2	0	2	28.57%	100.00%	0.00%
Monroe City Council	Local ABC Board	3	0	2	2	66.67%	0.00%	100.00%
Monroe City Council	Local Tourism Development Authority	9	2	2	4	44.44%	50.00%	50.00%
Monroe City Council	Planning Board	11	3	5	8	72.73%	37.50%	62.50%
Monroe City Council	Recreation Board	5	0	2	2	40.00%	0.00%	100.00%
Montreat Board of the Commissioners	Board of Adjustment	7	0	0	0	0.00%	0.00%	0.00%
Montreat Board of the Commissioners	Planning and Zoning Board	7	0	0	0	0.00%	0.00%	0.00%
Montreat Board of the Commissioners	Recreation Board	11	0	3	3	27.27%	0.00%	100.00%
Morehead City Council	Board of Adjustment	9	1	1	2	22.22%	50.00%	50.00%
Morehead City Council	Planning Board	7	1	0	1	14.29%	100.00%	0.00%
Morrisville Town Council	Board of Adjustment	7	0	4	4	57.14%	0.00%	100.00%
Morrisville Town Council	Planning and Zoning Board	7	1	4	5	71.43%	20.00%	80.00%
Morven Town Council	no appointments	0	0	0	0	0.00%	0.00%	0.00%
Mount Airy Board of Commissioners	Airport Authority	6	0	0	0	0.00%	0.00%	0.00%
Mount Airy Board of Commissioners	Historic Preservation Commission	9	0	3	3	33.33%	0.00%	100.00%
Mount Airy Board of Commissioners	Housing Authority	5	0	1	1	20.00%	0.00%	100.00%
Mount Airy Board of Commissioners	Library Board of Trustees	9	4	2	6	66.67%	66.67%	33.33%
Mount Airy Board of Commissioners	Local ABC Board	3	0	1	1	33.33%	0.00%	100.00%
Mount Airy Board of Commissioners	Local Tourism Development Authority	8	1	3	4	50.00%	25.00%	75.00%
Mount Airy Board of Commissioners	Planning Board	9	0	0	0	0.00%	0.00%	0.00%
Mount Airy Board of Commissioners	Recreation Board	9	1	2	3	33.33%	33.33%	66.67%
Mount Airy Board of Commissioners	Zoning Board of Adjustment	9	0	0	0	0.00%	0.00%	0.00%
Mount Gilead Board of Commissioners	Historic Preservation Commission	5	2	3	5	100.00%	40.00%	60.00%
Mount Gilead Board of Commissioners	Housing Authority	4	0	2	2	50.00%	0.00%	100.00%
Mount Gilead Board of Commissioners	Planning and Zoning Board	7	2	1	3	42.86%	66.67%	33.33%
Mount Gilead Board of Commissioners	Recreation Board	8	1	0	1	12.50%	100.00%	0.00%
Mount Gilead Board of Commissioners	Redevelopment Commission	6	2	4	6	100.00%	33.33%	66.67%
Mount Olive Town Council	Airport Authority	10	1	2	3	30.00%	33.33%	66.67%
Mount Olive Town Council	Board of Adjustment	6	0	1	1	16.67%	0.00%	100.00%
Mount Olive Town Council	Planning Board	12	0	0	0	0.00%	0.00%	0.00%
Mount Olive Town Council	Recreation Board	12	3	9	12	100.00%	25.00%	75.00%
Mount Pleasant Town Board	Council of Governments	1	0	1	1	100.00%	0.00%	100.00%
Mount Pleasant Town Board	Local ABC Board	3	0	1	1	33.33%	0.00%	100.00%
Mount Pleasant Town Board	Planning and Zoning Board	5	1	0	1	20.00%	100.00%	0.00%
Murfreesboro Town Council	Board of Adjustment	8	1	1	2	25.00%	50.00%	50.00%
Murfreesboro Town Council	Council of Governments	6	0	0	0	0.00%	0.00%	0.00%
Murfreesboro Town Council	Library Board of Trustees	9	0	0	0	0.00%	0.00%	0.00%
Murfreesboro Town Council	Planning and Zoning Board	8	1	1	2	25.00%	50.00%	50.00%
Murphy Town Council	Local ABC Board	3	0	1	1	33.33%	0.00%	100.00%
Nashville Town Council	no appointments	0	0	0	0	0.00%	0.00%	0.00%
New Bern Board of Alderman	Board of Adjustment	13	0	4	4	30.77%	0.00%	100.00%
New Bern Board of Alderman	Civil Service Board	5	1	0	1	20.00%	100.00%	0.00%
New Bern Board of Alderman	Historic Preservation Commission	9	1	2	3	33.33%	33.33%	66.67%
New Bern Board of Alderman	Planning and Zoning Board	9	0	0	0	0.00%	0.00%	0.00%
New Bern Board of Alderman	Recreation Board	8	2	1	3	37.50%	66.67%	33.33%
New London Town Board	Council of Governments	1	0	1	1	100.00%	0.00%	100.00%

Body/Official Making Appointment	Body Receiving Appointment	Total Members of Board	Female Appts	Male Appts	Total Appts	% of Board or Commission Appointed	% Female Appts	% Male Appts
New London Town Board	Local Tourism Development Authority	1	0	1	1	100.00%	0.00%	100.00%
New London Town Board	Planning Board	5	2	3	5	100.00%	40.00%	60.00%
New London Town Board	Rural Planning Organization	2	0	2	2	100.00%	0.00%	100.00%
New London Town Board	Zoning Board of Adjustment	6	2	4	6	100.00%	33.33%	66.67%
Newland Town Council	no appointments	0	0	0	0	0.00%	0.00%	0.00%
Newton City Council	Board of Adjustment	5	1	3	4	80.00%	25.00%	75.00%
Newton City Council	Council of Governments	1	0	0	0	0.00%	0.00%	0.00%
Newton City Council	Human Relations Commission	13	0	0	0	0.00%	0.00%	0.00%
Newton City Council	Planning and Zoning Board	7	0	0	0	0.00%	0.00%	0.00%
Newton City Council	Public Transportation Authority	1	0	0	0	0.00%	0.00%	0.00%
Newton City Council	Recreation Board	6	1	2	3	50.00%	33.33%	66.67%
North Wilkesboro Town Board of Commissioners	Local ABC Board	3	0	1	1	33.33%	0.00%	100.00%
North Wilkesboro Town Board of Commissioners	Planning and Zoning Board	12	1	2	3	25.00%	33.33%	66.67%
North Wilkesboro Town Mayor	Housing Authority	11	1	3	4	36.36%	25.00%	75.00%
Northwest Mayor	Zoning Board of Adjustment	5	1	2	3	60.00%	33.33%	66.67%
Norwood Town Council	Council of Governments	1	0	1	1	100.00%	0.00%	100.00%
Norwood Town Council	Local ABC Board	3	0	1	1	33.33%	0.00%	100.00%
Norwood Town Council	Planning Board	8	2	1	3	37.50%	66.67%	33.33%
Norwood Town Council	Rural Planning Organization	1	0	1	1	100.00%	0.00%	100.00%
Norwood Town Council	Zoning Board of Adjustment	6	2	1	3	50.00%	66.67%	33.33%
Oak City Town Board of Commissioners	Planning Board	7	5	2	7	100.00%	71.43%	28.57%
Oak Ridge Town Council	Historic Preservation Commission	5	0	1	1	20.00%	0.00%	100.00%
Oakboro Board of Commissioners & Mayor	Historic Preservation Commission	5	5	0	5	100.00%	100.00%	0.00%
Oakboro Board of Commissioners & Mayor	Planning and Zoning Board	5	1	4	5	100.00%	20.00%	80.00%
Oakboro Board of Commissioners & Mayor	Zoning Board of Adjustment	5	1	4	5	100.00%	20.00%	80.00%
Ocean Isle Beach Town Board of Commissioners	Airport Authority	5	0	1	1	20.00%	0.00%	100.00%
Ocean Isle Beach Town Board of Commissioners	Board of Adjustment	10	1	2	3	30.00%	33.33%	66.67%
Ocean Isle Beach Town Board of Commissioners	Local ABC Board	3	0	1	1	33.33%	0.00%	100.00%
Ocean Isle Beach Town Board of Commissioners	Planning and Zoning Board	7	2	1	3	42.86%	66.67%	33.33%
Ocean Isle Beach Town Board of Commissioners	Recreation Board	10	1	2	3	30.00%	33.33%	66.67%
Oriental Town Board of Commissioners	Board of Adjustment	7	0	2	2	28.57%	0.00%	100.00%
Oriental Town Board of Commissioners	Community College Board of Trustees	1	1	0	1	100.00%	100.00%	0.00%
Oriental Town Board of Commissioners	Council of Governments	2	1	1	2	100.00%	50.00%	50.00%
Oriental Town Board of Commissioners	Planning Board	5	0	2	2	40.00%	0.00%	100.00%
Oriental Town Board of Commissioners	Recreation Board	5	0	0	0	0.00%	0.00%	0.00%
Oriental Town Board of Commissioners	Rural Planning Organization	2	0	2	2	100.00%	0.00%	100.00%
Oriental Town Board of Commissioners	Water and Sewer Authority	1	1	0	1	100.00%	100.00%	0.00%
Oriental Town Board of Commissioners	Zoning Board of Adjustment	7	0	2	2	28.57%	0.00%	100.00%
Ossipee Town Board	no appointments	0	0	0	0	0.00%	0.00%	0.00%
Parmele Town Board of Commissioners	no appointments	0	0	0	0	0.00%	0.00%	0.00%
Pikeville Town Board of Commissioners	no appointments	0	0	0	0	0.00%	0.00%	0.00%
Pilot Mountain Town Board of Commissioners	Board of Adjustment	5	1	0	1	20.00%	100.00%	0.00%
Pilot Mountain Town Board of Commissioners	Local ABC Board	3	1	3	4	133.33%	25.00%	75.00%
Pilot Mountain Town Board of Commissioners	Local Tourism Development Authority	5	4	0	5	100.00%	80.00%	0.00%
Pilot Mountain Town Board of Commissioners	Planning and Zoning Board	5	0	2	2	40.00%	0.00%	100.00%
Pine Knoll Shores Town Board of Commisnrs	Board of Adjustment	5	0	2	2	40.00%	0.00%	100.00%
Pine Knoll Shores Town Board of Commisnrs	Planning Board	8	1	3	4	50.00%	25.00%	75.00%
Pine Knoll Shores Town Board of Commisnrs	Recreation Board	7	5	0	5	71.43%	100.00%	0.00%

Body/Official Making Appointment	Body Receiving Appointment	Total Members of Board	Female Appts	Male Appts	Total Appts	% of Board or Commission Appointed	% Female Appts	% Male Appts
Pinehurst Village Council	Board of Adjustment	5	1	2	3	60.00%	33.33%	66.67%
Pinehurst Village Council	Historic Preservation Commission	7	1	2	3	42.86%	33.33%	66.67%
Pinehurst Village Council	Planning and Zoning Board	9	1	4	5	55.56%	20.00%	80.00%
Pineville Town Council	Board of Adjustment	5	0	2	2	40.00%	0.00%	100.00%
Pineville Town Council	Planning and Zoning Board	5	0	2	2	40.00%	0.00%	100.00%
Pink Hill Town Council	Planning and Zoning Board	8	4	4	8	100.00%	50.00%	50.00%
Pink Hill Town Council	Water and Sewer Authority	1	0	1	1	100.00%	0.00%	100.00%
Pink Hill Town Council	Zoning Board of Adjustment	8	4	4	8	100.00%	50.00%	50.00%
Pittsboro Town Board of Commissioners	Local ABC Board	3	0	1	1	33.33%	0.00%	100.00%
Pittsboro Town Board of Commissioners	Planning Board	6	1	1	2	33.33%	50.00%	50.00%
Pittsboro Town Board of Commissioners	Recreation Board	8	3	5	8	100.00%	37.50%	62.50%
Pleasant Garden Town Council	Board of Adjustment	5	3	2	5	100.00%	60.00%	40.00%
Pleasant Garden Town Council	Council of Governments	1	1	0	1	100.00%	100.00%	0.00%
Pleasant Garden Town Council	Planning and Zoning Board	6	1	5	6	100.00%	16.67%	83.33%
Pleasant Garden Town Council	Planning Board	6	0	6	6	100.00%	0.00%	100.00%
Pleasant Garden Town Council	Recreation Board	5	2	3	5	100.00%	40.00%	60.00%
Polkton Town Board of Commissioners	Planning and Zoning Board	7	0	0	0	0.00%	0.00%	0.00%
Pollocksville Town Board	Planning and Zoning Board	5	4	1	5	100.00%	80.00%	20.00%
Princeton Town Board of Commissioners	Board of Adjustment	6	0	0	0	0.00%	0.00%	0.00%
Princeton Town Board of Commissioners	Planning and Zoning Board	8	1	6	7	87.50%	14.29%	85.71%
Raeford City Council	Economic Development Commission	7	0	3	3	42.86%	0.00%	100.00%
Raeford City Council	Planning Board	10	0	2	2	20.00%	0.00%	100.00%
Raleigh City Council	Airport Authority	8	0	0	0	0.00%	0.00%	0.00%
Raleigh City Council	Board of Adjustment	8	1	5	6	75.00%	16.67%	83.33%
Raleigh City Council	Civil Service Board	7	0	0	0	0.00%	0.00%	0.00%
Raleigh City Council	Historic Preservation Commission	12	1	2	3	25.00%	33.33%	66.67%
Raleigh City Council	Human Relations Commission	13	2	6	8	61.54%	25.00%	75.00%
Raleigh City Council	Planning Board	12	2	4	6	50.00%	33.33%	66.67%
Raleigh City Council	Redevelopment Commission	9	0	5	5	55.56%	0.00%	100.00%
Raleigh City Council	Recreation Board	15	2	5	7	46.67%	28.57%	71.43%
Raleigh City Mayor	Housing Authority	7	0	1	1	14.29%	0.00%	100.00%
Ramseur Town Council	Zoning Board of Adjustment	5	2	3	5	100.00%	40.00%	60.00%
Ranlo Board of Commissioners	Planning and Zoning Board	5	0	2	2	40.00%	0.00%	100.00%
Ranlo Board of Commissioners	Recreation Board	15	0	0	0	0.00%	0.00%	0.00%
Ranlo Board of Commissioners	Zoning Board of Adjustment	5	0	2	2	40.00%	0.00%	100.00%
Red Springs Mayor	Planning and Zoning Board	7	1	0	1	14.29%	100.00%	0.00%
Red Springs Mayor	Recreation Board	7	2	5	7	100.00%	28.57%	71.43%
Reidsville City Council	Board of Adjustment	10	1	3	4	40.00%	25.00%	75.00%
Reidsville City Council	Historic Preservation Commission	7	0	1	1	14.29%	0.00%	100.00%
Reidsville City Council	Human Relations Commission	11	1	3	4	36.36%	25.00%	75.00%
Reidsville City Council	Local ABC Board	3	0	1	1	33.33%	0.00%	100.00%
Reidsville City Council	Planning Board	10	1	3	4	40.00%	25.00%	75.00%
Reidsville City Council	Recreation Board	7	0	0	0	0.00%	0.00%	0.00%
Reidsville Mayor	Housing Authority	5	1	1	2	40.00%	50.00%	50.00%
Rhodiss Town Council	Metropolitan Planning Organization	2	0	2	2	100.00%	0.00%	100.00%
Richlands Board of Alderman	Board of Adjustment	7	2	5	7	100.00%	28.57%	71.43%
Richlands Board of Alderman	Planning Board	7	2	5	7	100.00%	28.57%	71.43%
Roanoke Rapids City Council	Board of Adjustment	7	1	0	1	14.29%	100.00%	0.00%

Body/Official Making Appointment	Body Receiving Appointment	Total Members of Board	Female Appts	Male Appts	Total Appts	% of Board or Commission Appointed	% Female Appts	% Male Appts
Roanoke Rapids City Council	Library Board of Trustees	9	3	1	4	44.44%	75.00%	25.00%
Roanoke Rapids City Council	Planning Board	11	2	2	4	36.36%	50.00%	50.00%
Roanoke Rapids City Council	Recreation Board	9	0	4	4	44.44%	0.00%	100.00%
Roanoke Rapids Mayor	Housing Authority	5	1	0	1	20.00%	100.00%	0.00%
Robbins Board of Commissioners	Planning Board	5	2	3	5	100.00%	40.00%	60.00%
Robersonville Town Council	no appointments	0	0	0	0	0.00%	0.00%	0.00%
Rocky Mount City Council	Airport Authority	7	0	0	0	0.00%	0.00%	0.00%
Rocky Mount City Council	Board of Adjustment	7	0	0	0	0.00%	0.00%	0.00%
Rocky Mount City Council	Economic Development Commission	5	0	1	1	20.00%	0.00%	100.00%
Rocky Mount City Council	Historic Preservation Commission	9	1	2	3	33.33%	33.33%	66.67%
Rocky Mount City Council	Human Relations Commission	13	1	1	2	15.38%	50.00%	50.00%
Rocky Mount City Council	Library Board of Trustees	4	1	0	1	25.00%	100.00%	0.00%
Rocky Mount City Council	Planning Board	9	1	0	1	11.11%	100.00%	0.00%
Rocky Mount City Council	Redevelopment Commission	9	2	0	2	22.22%	100.00%	0.00%
Rocky Mount Mayor	Housing Authority	6	0	0	0	0.00%	0.00%	0.00%
Rolesville Town Board of Commissioners	Board of Adjustment	6	0	3	3	50.00%	0.00%	100.00%
Rolesville Town Board of Commissioners	Planning Board	6	0	2	2	33.33%	0.00%	100.00%
Rolesville Town Board of Commissioners	Recreation Board	6	1	0	1	16.67%	100.00%	0.00%
Roseboro Town Board of Commissioners	Planning and Zoning Board	7	1	0	1	14.29%	100.00%	0.00%
Roseboro Town Board of Commissioners	Zoning Board of Adjustment	5	0	0	0	0.00%	0.00%	0.00%
Rosman Town Board of Alderman	no appointments	0	0	0	0	0.00%	0.00%	0.00%
Roxboro City Council	Board of Adjustment	7	2	4	6	85.71%	33.33%	66.67%
Roxboro City Council	Council of Governments	5	0	0	0	0.00%	0.00%	0.00%
Roxboro City Council	Housing Authority	5	0	0	0	0.00%	0.00%	0.00%
Roxboro City Council	Human Relations Commission	4	0	0	0	0.00%	0.00%	0.00%
Roxboro City Council	Planning Board	7	0	1	1	14.29%	0.00%	100.00%
Roxobel Town Council	no appointments	0	0	0	0	0.00%	0.00%	0.00%
Rutherford College Town Council	Planning and Zoning Board	7	1	2	3	42.86%	33.33%	66.67%
Rutherford College Town Council	Zoning Board of Adjustment	7	1	1	2	28.57%	50.00%	50.00%
Salemburg Town Board of Commissioners	Planning and Zoning Board	9	3	2	5	55.56%	60.00%	40.00%
Salemburg Town Board of Commissioners	Zoning Board of Adjustment	6	1	2	3	50.00%	33.33%	66.67%
Salisbury City Council	Economic Development Commission	10	1	1	2	20.00%	50.00%	50.00%
Salisbury City Council	Historic Preservation Commission	9	1	2	3	33.33%	33.33%	66.67%
Salisbury City Council	Housing Authority	5	1	1	2	40.00%	50.00%	50.00%
Salisbury City Council	Human Relations Commission	18	1	2	3	16.67%	33.33%	66.67%
Salisbury City Council	Planning Board	12	1	4	5	41.67%	20.00%	80.00%
Salisbury City Council	Recreation Board	9	1	2	3	33.33%	33.33%	66.67%
Salisbury City Council	Zoning Board of Adjustment	12	1	5	6	50.00%	16.67%	83.33%
Saluda City Council	Board of Adjustment	5	1	0	1	20.00%	100.00%	0.00%
Sandy Creek Board of Commissioners	no appointments	0	0	0	0	0.00%	0.00%	0.00%
Sandyfield Board of Commissioners	no appointments	0	0	0	0	0.00%	0.00%	0.00%
Sanford City Council	Airport Authority	6	0	1	1	16.67%	0.00%	100.00%
Sanford City Council	Board of Adjustment	8	0	2	2	25.00%	0.00%	100.00%
Sanford City Council	Economic Development Commission	3	0	1	1	33.33%	0.00%	100.00%
Sanford City Council	Historic Preservation Commission	7	1	2	3	42.86%	33.33%	66.67%
Sanford City Council	Housing Authority	5	0	1	1	20.00%	0.00%	100.00%
Sanford City Council	Local ABC Board	3	0	1	1	33.33%	0.00%	100.00%
Sanford City Council	Planning Board	8	0	1	1	12.50%	0.00%	100.00%



Body/Official Making Appointment	Body Receiving Appointment	Total Members of Board	Female Appts	Male Appts	Total Appts	% of Board or Commission Appointed	% Female Appts	% Male Appts
Saratoga Mayor	Planning Board	3	0	3	3	100.00%	0.00%	100.00%
Sawmills Town Council	Board of Adjustment	7	0	0	0	0.00%	0.00%	0.00%
Sawmills Town Council	Planning Board	5	0	0	0	0.00%	0.00%	0.00%
Sedalia Town Council	Planning and Zoning Board	6	0	2	2	33.33%	0.00%	100.00%
Selma Town Council	Housing Authority	5	1	2	3	60.00%	33.33%	66.67%
Selma Town Council	Library Board of Trustees	6	1	1	2	33.33%	50.00%	50.00%
Selma Town Council	Planning Board	11	1	1	2	18.18%	50.00%	50.00%
Selma Town Council	Recreation Board	9	0	0	0	0.00%	0.00%	0.00%
Seven Springs Town Council	no appointments	0	0	0	0	0.00%	0.00%	0.00%
Shallotte Board of Alderman	Local ABC Board	3	0	1	1	33.33%	0.00%	100.00%
Shallotte Board of Alderman	Local Tourism Development Authority	5	1	2	3	60.00%	33.33%	66.67%
Shallotte Board of Alderman	Planning Board	7	0	4	4	57.14%	0.00%	100.00%
Shallotte Board of Alderman	Zoning Board of Adjustment	9	1	4	5	55.56%	20.00%	80.00%
Simpson Village Council	Planning Board	7	4	3	7	100.00%	57.14%	42.86%
Simpson Village Council	Zoning Board of Adjustment	7	4	3	7	100.00%	57.14%	42.86%
Snowhill Town Board of Commissioners	Board of Adjustment	5	0	0	0	0.00%	0.00%	0.00%
Snowhill Town Board of Commissioners	Economic Development Commission	5	1	0	1	20.00%	100.00%	0.00%
Snowhill Town Board of Commissioners	Historic Preservation Commission	5	2	0	2	40.00%	100.00%	0.00%
Snowhill Town Board of Commissioners	Planning Board	5	0	2	2	40.00%	0.00%	100.00%
Snowhill Town Board of Commissioners	Recreation Board	5	0	1	1	20.00%	0.00%	100.00%
Southern Pines Town Council	Housing Authority	5	0	0	0	0.00%	0.00%	0.00%
Southern Pines Town Council	Planning Board	7	1	1	2	28.57%	50.00%	50.00%
Southern Pines Town Council	Zoning Board of Adjustment	8	0	0	0	0.00%	0.00%	0.00%
Southern Shores Town Council	Board of Adjustment	5	2	0	2	40.00%	100.00%	0.00%
Southern Shores Town Council	Planning Board	5	0	1	1	20.00%	0.00%	100.00%
Southport Board of Alderman	Airport Authority	1	0	1	1	100.00%	0.00%	100.00%
Southport Board of Alderman	Council of Governments	1	0	0	0	0.00%	0.00%	0.00%
Southport Board of Alderman	Local ABC Board	3	0	1	1	33.33%	0.00%	100.00%
Southport Board of Alderman	Planning Board	9	0	0	0	0.00%	0.00%	0.00%
Southport Board of Alderman	Recreation Board	7	0	0	0	0.00%	0.00%	0.00%
Southport Board of Alderman	Zoning Board of Adjustment	9	0	8	8	88.89%	0.00%	100.00%
Sparta Town Council	Local ABC Board	3	1	0	1	33.33%	100.00%	0.00%
Sparta Town Council	Planning and Zoning Board	11	0	0	0	0.00%	0.00%	0.00%
Sparta Town Council	Zoning Board of Adjustment	5	0	1	1	20.00%	0.00%	100.00%
Spencer Mountain Town Council	no appointments	0	0	0	0	0.00%	0.00%	0.00%
Spencer Town Board of Aldermen	Historic Preservation Commission	7	0	2	2	28.57%	0.00%	100.00%
Spencer Town Board of Aldermen	Planning Board	7	0	3	3	42.86%	0.00%	100.00%
Spencer Town Board of Aldermen	Zoning Board of Adjustment	7	1	0	1	14.29%	100.00%	0.00%
Spring Lake Town Board of Aldermen	Board of Adjustment	5	2	0	2	40.00%	100.00%	0.00%
Spruce Pine Town Council	Local ABC Board	3	0	3	3	100.00%	0.00%	100.00%
Spruce Pine Town Council	Planning Board	5	0	0	0	0.00%	0.00%	0.00%
Spruce Pine Town Council	Zoning Board of Adjustment	5	0	0	0	0.00%	0.00%	0.00%
St. James Town Council	Planning Board	5	1	4	5	100.00%	20.00%	80.00%
St. James Town Council	Zoning Board of Adjustment	5	1	4	5	100.00%	20.00%	80.00%
St. Pauls Town Board of Commissioners & Mayor	Local ABC Board	3	0	1	1	33.33%	0.00%	100.00%
St. Pauls Town Board of Commissioners & Mayor	Planning Board	9	1	2	3	33.33%	33.33%	66.67%
Staley Town Council	no appointments	0	0	0	0	0.00%	0.00%	0.00%
Stallings Town Council	Board of Adjustment	7	0	2	2	28.57%	0.00%	100.00%

Body/Official Making Appointment	Body Receiving Appointment	Total Members of Board	Female Appts	Male Appts	Total Appts	% of Board or Commission Appointed	% Female Appts	% Male Appts
Stallings Town Council	Planning Board	9	1	2	3	33.33%	33.33%	66.67%
Stallings Town Council	Recreation Board	6	1	2	3	50.00%	33.33%	66.67%
Stanley Town Council	Planning and Zoning Board	8	1	1	2	25.00%	50.00%	50.00%
Stantonsburg Town Board of Commissioners	Council of Governments	5	0	0	0	0.00%	0.00%	0.00%
Stantonsburg Town Board of Commissioners	Planning Board	7	0	0	0	0.00%	0.00%	0.00%
Statesville City Council	Board of Adjustment	6	1	2	3	50.00%	33.33%	66.67%
Statesville City Council	Historic Preservation Commission	9	0	3	3	33.33%	0.00%	100.00%
Statesville City Council	Local ABC Board	3	1	1	2	66.67%	50.00%	50.00%
Statesville City Council	Local Tourism Development Authority	9	1	2	3	33.33%	33.33%	66.67%
Statesville City Council	Planning Board	6	0	4	4	66.67%	0.00%	100.00%
Stem Town Council	no appointments	0	0	0	0	0.00%	0.00%	0.00%
Stokesdale Town Council	Planning Board	7	1	3	4	57.14%	25.00%	75.00%
Stovall Town Council	Recreation Board	10	5	5	10	100.00%	50.00%	50.00%
Stovall Town Council	Zoning Board of Adjustment	5	0	0	0	0.00%	0.00%	0.00%
Sugar Mountain Village Council	Board of Adjustment	5	2	1	3	60.00%	66.67%	33.33%
Sugar Mountain Village Council	Local ABC Board	6	1	1	2	33.33%	50.00%	50.00%
Sugar Mountain Village Council	Local Tourism Development Authority	5	1	1	2	40.00%	50.00%	50.00%
Sugar Mountain Village Council	Planning Board	5	0	0	0	0.00%	0.00%	0.00%
Summerfield Town Council	Board of Adjustment	6	0	1	1	16.67%	0.00%	100.00%
Summerfield Town Council	Planning and Zoning Board	9	3	3	6	66.67%	50.00%	50.00%
Sunset Beach Town Council	Board of Adjustment	7	1	0	1	14.29%	100.00%	0.00%
Sunset Beach Town Council	Local ABC Board	3	1	0	1	33.33%	100.00%	0.00%
Sunset Beach Town Council	Planning Board	7	1	0	1	14.29%	100.00%	0.00%
Surf City Town Council	Board of Adjustment	5	0	2	2	40.00%	0.00%	100.00%
Surf City Town Council	Planning Board	8	0	4	4	50.00%	0.00%	100.00%
Surf City Town Council	Recreation Board	6	0	5	5	83.33%	0.00%	100.00%
Swansboro Town Board of Commissioners	Board of Adjustment	7	0	1	1	14.29%	0.00%	100.00%
Swansboro Town Board of Commissioners	Historic Preservation Commission	7	2	0	2	28.57%	100.00%	0.00%
Swansboro Town Board of Commissioners	Planning Board	7	0	1	1	14.29%	0.00%	100.00%
Swansboro Town Board of Commissioners	Recreation Board	7	0	1	1	14.29%	0.00%	100.00%
Swansboro Town Board of Commissioners	Water and Sewer Authority	8	0	1	1	12.50%	0.00%	100.00%
Sylva Board of Commissioners	Economic Development Commission	6	1	1	2	33.33%	50.00%	50.00%
Sylva Board of Commissioners	Local ABC Board	3	0	1	1	33.33%	0.00%	100.00%
Sylva Board of Commissioners	Water and Sewer Authority	8	1	0	1	12.50%	100.00%	0.00%
Tabor City Town Council	Board of Adjustment	6	0	0	0	0.00%	0.00%	0.00%
Tabor City Town Council	Local ABC Board	3	0	1	1	33.33%	0.00%	100.00%
Tabor City Town Council	Planning and Zoning Board	8	0	2	2	25.00%	0.00%	100.00%
Taylorstown Town Council	no appointments	0	0	0	0	0.00%	0.00%	0.00%
Teachey Town Council	Planning Board	5	1	0	1	20.00%	100.00%	0.00%
Thomasville City Council	Board of Adjustment	9	3	2	5	55.56%	60.00%	40.00%
Thomasville City Council	City Board of Education	5	1	1	2	40.00%	50.00%	50.00%
Thomasville City Council	Historic Preservation Commission	11	2	1	3	27.27%	66.67%	33.33%
Thomasville City Council	Human Relations Commission	12	0	1	1	8.33%	0.00%	100.00%
Thomasville City Council	Local ABC Board	3	0	1	1	33.33%	0.00%	100.00%
Thomasville City Council	Local Tourism Development Authority	11	1	5	6	54.55%	16.67%	83.33%
Thomasville City Council	Recreation Board	9	2	2	4	44.44%	50.00%	50.00%
Topsail Beach Board of Commissioners	Planning Board	5	0	1	1	20.00%	0.00%	100.00%
Topsail Beach Board of Commissioners	Zoning Board of Adjustment	5	0	2	2	40.00%	0.00%	100.00%

Body/Official Making Appointment	Body Receiving Appointment	Total Members of Board	Female Appts	Male Appts	Total Appts	% of Board or Commission Appointed	% Female Appts	% Male Appts
Trent Woods Town Board	Planning and Zoning Board	1	0	1	1	100.00%	0.00%	100.00%
Troutman Town Council	Board of Adjustment	7	1	2	3	42.86%	33.33%	66.67%
Troutman Town Council	Council of Governments	1	0	0	0	0.00%	0.00%	0.00%
Troutman Town Council	Economic Development Commission	1	0	0	0	0.00%	0.00%	0.00%
Troutman Town Council	Planning and Zoning Board	7	1	2	3	42.86%	33.33%	66.67%
Troutman Town Council	Rural Planning Organization	3	0	0	0	0.00%	0.00%	0.00%
Tryon Board of Commissioners	Local Tourism Development Authority	5	0	4	4	80.00%	0.00%	100.00%
Tryon Board of Commissioners	Planning and Zoning Board	6	1	1	2	33.33%	50.00%	50.00%
Turkey Town Board of Commissioners	Board of Adjustment	5	0	0	0	0.00%	0.00%	0.00%
Turkey Town Board of Commissioners	Planning Board	5	0	0	0	0.00%	0.00%	0.00%
Valdese Town Council	Housing Authority	5	1	0	1	20.00%	100.00%	0.00%
Valdese Town Council	Planning and Zoning Board	5	0	2	2	40.00%	0.00%	100.00%
Valdese Town Council	Recreation Board	8	0	2	2	25.00%	0.00%	100.00%
Wade Town Council	no appointments					0.00%	0.00%	0.00%
Wadesboro Town Board	Housing Authority	5	1	1	2	40.00%	50.00%	50.00%
Wadesboro Town Board	Local ABC Board	3	0	0	0	0.00%	0.00%	0.00%
Wadesboro Town Board	Planning and Zoning Board	5	0	0	0	0.00%	0.00%	0.00%
Wake Forest Board of Commissioners	Board of Adjustment	5	1	2	3	60.00%	33.33%	66.67%
Wake Forest Board of Commissioners	Historic Preservation Commission	9	3	0	3	33.33%	100.00%	0.00%
Wake Forest Board of Commissioners	Human Relations Commission	9	3	0	3	33.33%	100.00%	0.00%
Wake Forest Board of Commissioners	Planning Board	9	1	3	4	44.44%	25.00%	75.00%
Wake Forest Board of Commissioners	Recreation Board	9	2	2	4	44.44%	50.00%	50.00%
Walkertown Town Council	Housing Authority	6	0	0	0	0.00%	0.00%	0.00%
Walkertown Town Council	Planning Board	5	0	0	0	0.00%	0.00%	0.00%
Wallace Town Council	Airport Authority	8	0	1	1	12.50%	0.00%	100.00%
Wallace Town Council	Board of Adjustment	5	0	1	1	20.00%	0.00%	100.00%
Wallace Town Council	Historic Preservation Commission	9	2	0	2	22.22%	100.00%	0.00%
Wallace Town Council	Local ABC Board	3	0	2	2	66.67%	0.00%	100.00%
Wallace Town Council	Planning Board	9	0	3	3	33.33%	0.00%	100.00%
Wallace Town Council	Recreation Board	9	0	1	1	11.11%	0.00%	100.00%
Wallburg Town Board of Commissioners	Board of Adjustment	6	1	6	7	116.67%	14.29%	85.71%
Wallburg Town Board of Commissioners	Planning and Zoning Board	6	1	5	6	100.00%	16.67%	83.33%
Walnut Cove Town Board of Commissioners	Board of Adjustment	5	0	0	0	0.00%	0.00%	0.00%
Walnut Cove Town Board of Commissioners	Local ABC Board	5	0	0	0	0.00%	0.00%	0.00%
Walnut Cove Town Board of Commissioners	Planning and Zoning Board	3	0	2	2	66.67%	0.00%	100.00%
Walnut Cove Town Board of Commissioners	Planning Board	5	0	0	0	0.00%	0.00%	0.00%
Warrenton Town Council	Historic Preservation Commission	7	2	5	7	100.00%	28.57%	71.43%
Warrenton Town Council	Planning Board	7	0	3	3	42.86%	0.00%	100.00%
Warrenton Town Council	Zoning Board of Adjustment	8	0	2	2	25.00%	0.00%	100.00%
Washington City Council	Board of Adjustment	7	0	3	3	42.86%	0.00%	100.00%
Washington City Council	Historic Preservation Commission	7	1	1	2	28.57%	50.00%	50.00%
Washington City Council	Housing Authority	7	3	0	3	42.86%	100.00%	0.00%
Washington City Council	Human Relations Commission	11	4	0	4	36.36%	100.00%	0.00%
Washington City Council	Local Tourism Development Authority	7	0	2	2	28.57%	0.00%	100.00%
Washington City Council	Planning Board	7	2	2	4	57.14%	50.00%	50.00%
Washington City Council	Recreation Board	9	2	2	4	44.44%	50.00%	50.00%
Waxhaw Town Board Commissioners	Board of Adjustment	5	1	2	3	60.00%	33.33%	66.67%
Waxhaw Town Board Commissioners	Historic Preservation Commission	7	5	1	6	85.71%	83.33%	16.67%

Body/Official Making Appointment	Body Receiving Appointment	Total Members of Board	Female Appts	Male Appts	Total Appts	% of Board or Commission Appointed	% Female Appts	% Male Appts
Waxhaw Town Board Commissioners	Local ABC Board	3	0	1	1	33.33%	0.00%	100.00%
Waxhaw Town Board Commissioners	Planning Board	7	0	2	2	28.57%	0.00%	100.00%
Waynesville Board of Aldermen	Board of Adjustment	10	0	1	1	10.00%	0.00%	100.00%
Waynesville Board of Aldermen	Historic Preservation Commission	9	0	2	2	22.22%	0.00%	100.00%
Waynesville Board of Aldermen	Housing Authority	6	0	2	2	33.33%	0.00%	100.00%
Waynesville Board of Aldermen	Local ABC Board	3	0	1	1	33.33%	0.00%	100.00%
Waynesville Board of Aldermen	Planning Board	9	0	2	2	22.22%	0.00%	100.00%
Waynesville Board of Aldermen	Recreation Board	9	1	2	3	33.33%	33.33%	66.67%
Weaverville Town Council/Mayor	Local ABC Board	3	0	3	3	100.00%	0.00%	100.00%
Weaverville Town Council/Mayor	Planning and Zoning Board	7	1	1	2	28.57%	50.00%	50.00%
Weaverville Town Council/Mayor	Zoning Board of Adjustment	7	0	1	1	14.29%	0.00%	100.00%
Weddington Town Council	Board of Adjustment	5	0	1	1	20.00%	0.00%	100.00%
Weddington Town Council	Planning Board	7	1	1	2	28.57%	50.00%	50.00%
Weddington Town Council	Recreation Board	7	5	2	7	100.00%	71.43%	28.57%
Weldon Town Board of Commissioners	Planning Board	9	2	0	2	22.22%	100.00%	0.00%
Weldon Town Board of Commissioners	Recreation Board	8	0	0	0	0.00%	0.00%	0.00%
Weldon Town Board of Commissioners	Zoning Board of Adjustment	8	0	2	2	25.00%	0.00%	100.00%
Wentworth Town Council	no appointments	0	0	0	0	0.00%	0.00%	0.00%
Wesley Chapel Village Council	Board of Adjustment	5	2	0	2	40.00%	100.00%	0.00%
Wesley Chapel Village Council	Planning and Zoning Board	5	0	2	2	40.00%	0.00%	100.00%
West Jefferson Town board of Alderman	Board of Adjustment	5	1	3	4	80.00%	25.00%	75.00%
West Jefferson Town board of Alderman	Local ABC Board	3	0	1	1	33.33%	0.00%	100.00%
West Jefferson Town board of Alderman	Local Tourism Development Authority	3	1	1	2	66.67%	50.00%	50.00%
West Jefferson Town board of Alderman	Planning Board	5	1	3	4	80.00%	25.00%	75.00%
West Jefferson Town board of Alderman	Zoning Board of Adjustment	5	1	3	4	80.00%	25.00%	75.00%
White Lake Town Board of Commissioners	Planning and Zoning Board	10	1	2	3	30.00%	33.33%	66.67%
Whitsett Town Council	Planning Board	5	1	4	5	100.00%	20.00%	80.00%
Williamston Town Board of Commissioners	Board of Adjustment	7	1	1	2	28.57%	50.00%	50.00%
Williamston Town Board of Commissioners	Housing Authority	5	0	0	0	0.00%	0.00%	0.00%
Williamston Town Board of Commissioners	Library Board of Trustees	9	0	0	0	0.00%	0.00%	0.00%
Williamston Town Board of Commissioners	Planning and Zoning Board	7	1	1	2	28.57%	50.00%	50.00%
Williamston Town Board of Commissioners	Recreation Board	7	0	0	0	0.00%	0.00%	0.00%
Wilson City Council	Board of Adjustment	6	0	3	3	50.00%	0.00%	100.00%
Wilson City Council	Economic Development Commission	3	0	1	1	33.33%	0.00%	100.00%
Wilson City Council	Historic Preservation Commission	9	4	0	4	44.44%	100.00%	0.00%
Wilson City Council	Housing Authority	5	2	1	3	60.00%	66.67%	33.33%
Wilson City Council	Human Relations Commission	12	4	2	6	50.00%	66.67%	33.33%
Wilson City Council	Local Tourism Development Authority	2	0	0	0	0.00%	0.00%	0.00%
Wilson City Council	Planning Board	8	0	4	4	50.00%	0.00%	100.00%
Wilson City Council	Public Transportation Authority	8	1	3	4	50.00%	25.00%	75.00%
Wilson City Council	Recreation Board	9	0	3	3	33.33%	0.00%	100.00%
Windsor Board of Commisrers	Council of Governments	50	0	1	1	2.00%	0.00%	100.00%
Windsor Board of Commisrers	Planning and Zoning Board	7	1	2	3	42.86%	33.33%	66.67%
Windsor Board of Commisrers	Zoning Board of Adjustment	9	2	1	3	33.33%	66.67%	33.33%
Wingate Board of Commissioners	Council of Governments	1	0	1	1	100.00%	0.00%	100.00%
Wingate Board of Commissioners	Metropolitan Planning Organization	1	0	1	1	100.00%	0.00%	100.00%
Wingate Board of Commissioners	Planning Board	8	0	2	2	25.00%	0.00%	100.00%
Winterville Board of Aldermen	Planning and Zoning Board	12	2	10	12	100.00%	16.67%	83.33%

Body/Official Making Appointment	Body Receiving Appointment	Total Members of Board	Female Appts	Male Appts	Total Appts	% of Board or Commission Appointed	% Female Appts	% Male Appts
Winterville Board of Aldermen	Recreation Board	9	1	8	9	100.00%	11.11%	88.89%
Winterville Board of Aldermen	Zoning Board of Adjustment	7	1	6	7	100.00%	14.29%	85.71%
Youngsville Town Board of Commissioners	Local ABC Board	3	0	0	0	0.00%	0.00%	0.00%
Youngsville Town Board of Commissioners	Planning Board	7	0	7	7	100.00%	0.00%	100.00%
Youngsville Town Board of Commissioners	Recreation Board	9	2	7	9	100.00%	22.22%	77.78%
Zebulon Town Board of Commissioners	Board of Adjustment	5	0	2	2	40.00%	0.00%	100.00%
Zebulon Town Board of Commissioners	Planning Board	9	1	2	3	33.33%	33.33%	66.67%
Agriculture Commissioner	Landscaped Contractor's Registration Board	9	0	2	2	22.22%	0.00%	100.00%
Agriculture Commissioner	NC Veterinary Medical Board	8	0	1	1	12.50%	0.00%	100.00%
Department of Crime Control and Public Safety	Boxing Advisory Commission	8	0	1	1	12.50%	0.00%	100.00%
Governor	Advisory Council for the Public Campaign Financing Fund	5	0	0	0	0.00%	0.00%	0.00%
Governor	Aeronautics Council	15	0	2	2	13.33%	0.00%	100.00%
Governor	African-American Heritage Commission	10	1	3	4	40.00%	25.00%	75.00%
Governor	Agricultural Development & Farmland Preservation Trust Fund Advisory Committee	18	0	0	0	0.00%	0.00%	0.00%
Governor	Alamance Community College Board of Trustees	13	1	4	5	38.46%	20.00%	80.00%
Governor	Appalachian State University Board of Trustees	13	0	0	0	0.00%	0.00%	0.00%
Governor	Asheville-Buncombe Technical Community College Board of Trustees	14	1	0	1	7.14%	100.00%	0.00%
Governor	Atlantic States Marine Fisheries Commission	3	0	2	2	66.67%	0.00%	100.00%
Governor	Beaufort County Community College Board of Trustees	13	0	2	2	15.38%	0.00%	100.00%
Governor	Bladen Community College Board of Trustees	12	1	1	2	16.67%	50.00%	50.00%
Governor	Blount Street Historic District Oversight Committee	8	0	0	0	0.00%	0.00%	0.00%
Governor	Blue Ribbon Commission to Study Solutions to North Carolina's Urban Transportation Needs	27	0	0	0	0.00%	0.00%	0.00%
Governor	Blue Ridge Community College Board of Trustees	14	0	2	2	14.29%	0.00%	100.00%
Governor	Blue Ridge National Heritage Area Act of 2003	3	0	0	0	0.00%	0.00%	0.00%
Governor	Board of Directors of the Golden L.E.A.F. Inc.	15	0	6	6	40.00%	0.00%	100.00%
Governor	Board of Governors of the North Carolina Rate Bureau	14	0	0	0	0.00%	0.00%	0.00%
Governor	Board of Transportation	19	0	0	0	0.00%	0.00%	0.00%
Governor	Boxing Advisory Commission	8	0	0	0	0.00%	0.00%	0.00%
Governor	Brunswick Community College Board of Trustees	12	1	1	2	16.67%	50.00%	50.00%
Governor	Budget Reform and Accountability Commission	13	3	4	7	53.85%	42.86%	57.14%
Governor	Butner Lands Commission	1	0	0	0	0.00%	0.00%	0.00%
Governor	Caldwell Community College and Technical Institute Board of Trustees	14	0	2	2	14.29%	0.00%	100.00%
Governor	Cape Fear Community College Board of Trustees	12	1	0	1	8.33%	100.00%	0.00%
Governor	Cape Fear River Navigation and Pilotage Commission	5	0	4	4	80.00%	0.00%	100.00%
Governor	Carteret Community College Board of Trustees	12	0	1	1	8.33%	0.00%	100.00%
Governor	Catawba /Wateree River Basin Advisory Commission	15	1	0	1	6.67%	100.00%	0.00%
Governor	Catawba Valley Community College Board of Trustees	14	0	1	1	7.14%	0.00%	100.00%
Governor	Central Carolina Community College Board of Trustees	16	0	2	2	12.50%	0.00%	100.00%
Governor	Central Piedmont Community College Board of Trustees	12	0	2	2	16.67%	0.00%	100.00%
Governor	Cherokee Preservation Foundation Board of Directors	10	1	2	3	30.00%	33.33%	66.67%
Governor	Cleveland Community College Board of Trustees	12	1	0	1	8.33%	100.00%	0.00%
Governor	Coastal Carolina Community College Board of Trustees	12	0	3	3	25.00%	0.00%	100.00%
Governor	College of the Albemarle Board of Trustees	19	1	2	3	15.79%	33.33%	66.67%
Governor	Commission on Children with Special Health Care Needs	8	0	0	0	0.00%	0.00%	0.00%
Governor	Commission on Indigent Defense Services	13	1	0	1	7.69%	100.00%	0.00%
Governor	Commissioner of Banks	1	0	0	0	0.00%	0.00%	0.00%
Governor	Commissioner of the Department of Agriculture and Consumer Services	1	0	0	0	0.00%	0.00%	0.00%
Governor	Committee on Dropout Prevention	15	4	0	4	26.67%	100.00%	0.00%

Body/Official Making Appointment	Body Receiving Appointment	Total Members of Board	Female Appts	Male Appts	Total Appts	% of Board or Commission Appointed	% Female Appts	% Male Appts
Governor	Craven Community College Board of Trustees	12	0	2	2	16.67%	0.00%	100.00%
Governor	Davidson County Community College Board of Trustees	15	1	1	2	13.33%	50.00%	50.00%
Governor	Debt Affordability Advisory Committee	9	0	0	0	0.00%	0.00%	0.00%
Governor	Disciplinary Hearing Commission of the North Carolina State Bar	20	0	0	0	0.00%	0.00%	0.00%
Governor	Domestic Violence Commission	39	2	0	2	5.13%	100.00%	0.00%
Governor	Durham Technical Community College Board of Trustees	12	2	0	2	16.67%	100.00%	0.00%
Governor	East Carolina University Board of Trustees	13	0	3	3	23.08%	0.00%	100.00%
Governor	Eastern North Carolina Regional Housing Authority	11	0	0	0	0.00%	0.00%	0.00%
Governor	Economic Investment Committee	5	0	0	0	0.00%	0.00%	0.00%
Governor	Edenton Historical Commission	33	0	2	2	6.06%	0.00%	100.00%
Governor	Edgecombe Community College Board of Trustees	12	1	1	2	16.67%	50.00%	50.00%
Governor	Education Commission of the States	7	0	0	0	0.00%	0.00%	0.00%
Governor	Election Laws Revision Commission	17	0	0	0	0.00%	0.00%	0.00%
Governor	Elizabeth City State University Board of Trustees	13	0	0	0	0.00%	0.00%	0.00%
Governor	e-NC Authority	15	1	0	1	6.67%	100.00%	0.00%
Governor	Executive Director of the Public Staff of the North Carolina Utilities Commission	1	0	0	0	0.00%	0.00%	0.00%
Governor	Executive Mansion Fine Arts Committee	19	4	0	4	21.05%	100.00%	0.00%
Governor	Executive Mansion Fund Incorporated Board of Directors	20	6	2	8	40.00%	75.00%	25.00%
Governor	Fayetteville State University Board of Trustees	13	0	1	1	7.69%	0.00%	100.00%
Governor	Fayetteville Technical Community College Board of Trustees	12	1	0	1	8.33%	100.00%	0.00%
Governor	Flue-Cured Tobacco Cooperative Stabilization Corporation	11	0	0	0	0.00%	0.00%	0.00%
Governor	Forsyth Technical Community College Board of Trustees	13	0	3	3	23.08%	0.00%	100.00%
Governor	Gaston County Community College Board of Trustees	14	1	1	2	14.29%	50.00%	50.00%
Governor	Governor Morehead School Board of Directors	11	6	0	6	54.55%	100.00%	0.00%
Governor	Governor's Advisory Council on Aging	33	0	0	0	0.00%	0.00%	0.00%
Governor	Governor's Crime Commission	44	4	8	12	27.27%	33.33%	66.67%
Governor	Governor's Task Force for Healthy Carolinians	37	0	1	1	2.70%	0.00%	100.00%
Governor	Governor's Teacher Advisory Committee	18	4	1	5	27.78%	80.00%	20.00%
Governor	Governor's Western Residence Board of Directors	15	10	5	15	100.00%	66.67%	33.33%
Governor	Guilford Technical Community College Board of Trustees	12	1	1	2	16.67%	50.00%	50.00%
Governor	Halifax Community College Board of Trustees	12	0	2	2	16.67%	0.00%	100.00%
Governor	Haywood Community College Board of Trustees	12	1	1	2	16.67%	50.00%	50.00%
Governor	Health and Wellness Trust Fund Commission	18	0	1	1	5.56%	0.00%	100.00%
Governor	Health Insurance Innovations Commission	26	0	0	0	0.00%	0.00%	0.00%
Governor	Historic Bath Commission	28	1	1	2	7.14%	50.00%	50.00%
Governor	Historic Hillsborough Commission	40	0	1	1	2.50%	0.00%	100.00%
Governor	Historic Murfreesboro Commission	34	3	1	4	11.76%	75.00%	25.00%
Governor	Incentive Bonus Review Committee	9	0	0	0	0.00%	0.00%	0.00%
Governor	Information Technology Advisory Board	9	0	1	1	11.11%	0.00%	100.00%
Governor	Interstate Commission on Educational Opportunity for Military Children State Council	10	0	0	0	0.00%	0.00%	0.00%
Governor	Interstate Compact on Educational Opportunity for Military Children	1	0	1	1	100.00%	0.00%	100.00%
Governor	Interstate Mining Commission	1	0	1	1	100.00%	0.00%	100.00%
Governor	Isothermal Community College Board of Trustees	14	1	1	2	14.29%	50.00%	50.00%
Governor	James Sprunt Community College Board of Trustees	12	1	1	2	16.67%	50.00%	50.00%
Governor	John Motley Morehead Memorial Commission	19	3	0	3	15.79%	100.00%	0.00%
Governor	Johnston Community College Board of Trustees	12	2	0	2	16.67%	100.00%	0.00%
Governor	Joint Legislative Commission on Seafood and Aquaculture	15	0	0	0	0.00%	0.00%	0.00%
Governor	Justus-Warren Heart Disease and Stroke Prevention Task Force	27	0	0	0	0.00%	0.00%	0.00%

Body/Official Making Appointment	Body Receiving Appointment	Total Members of Board	Female Appts	Male Appts	Total Appts	% of Board or Commission Appointed	% Female Appts	% Male Appts
Governor	Juvenile Justice Planning Committee of the Governor's Crime Commission	25	9	4	13	52.00%	69.23%	30.77%
Governor	Lenoir Community College Board of Trustees	16	0	2	2	12.50%	0.00%	100.00%
Governor	License to Give Trust Fund Commission	15	0	0	0	0.00%	0.00%	0.00%
Governor	Marine Fisheries Commission	9	0	5	5	55.56%	0.00%	100.00%
Governor	Martin Community College Board of Trustees	12	1	1	2	16.67%	50.00%	50.00%
Governor	Martin Luther King Jr. Commission	16	1	3	4	25.00%	25.00%	75.00%
Governor	Mayland Community College Board of Trustees	12	0	2	2	16.67%	0.00%	100.00%
Governor	McDowell Technical Community College Board of Trustees	12	2	0	2	16.67%	100.00%	0.00%
Governor	MCNC	20	0	1	1	5.00%	0.00%	100.00%
Governor	Mid-Atlantic Fishery Management Council	3	0	1	1	33.33%	0.00%	100.00%
Governor	Mitchell Community College Board of Trustees	12	1	1	2	16.67%	50.00%	50.00%
Governor	Montgomery Community College Board of Trustees	12	1	1	2	16.67%	50.00%	50.00%
Governor	Morehead City Navigation and Pilotage Commission	5	0	1	1	20.00%	0.00%	100.00%
Governor	Nash Community College Board of Trustees	12	0	1	1	8.33%	0.00%	100.00%
Governor	National Conference of Commissioners on Uniform State Laws	12	0	2	2	16.67%	0.00%	100.00%
Governor	National Park, Parkway, and Forests Development Council	7	2	1	3	42.86%	66.67%	33.33%
Governor	NC Commission on Business Laws and the Economy	34	0	0	0	0.00%	0.00%	0.00%
Governor	NC Food Safety and Security Task Force	1	0	0	0	0.00%	0.00%	0.00%
Governor	NC Interpreter and Transliterator Licensing Board	9	0	0	0	0.00%	0.00%	0.00%
Governor	NC Small Business Environmental Adv. Panel	7	0	0	0	0.00%	0.00%	0.00%
Governor	North Carolina 911 Board	17	1	0	1	5.88%	100.00%	0.00%
Governor	North Carolina Acupuncture Licensing Board	9	0	0	0	0.00%	0.00%	0.00%
Governor	North Carolina Advanced Energy Corporation	13	2	0	2	15.38%	100.00%	0.00%
Governor	North Carolina Advisory Budget Commission	15	0	0	0	0.00%	0.00%	0.00%
Governor	North Carolina Advisory Commission on Military Affairs	36	0	0	0	0.00%	0.00%	0.00%
Governor	North Carolina Advisory Committee on Cancer Coordination and Control	34	1	1	2	5.88%	50.00%	50.00%
Governor	North Carolina Agricultural and Technical State University Board of Trustees	13	1	0	1	7.69%	100.00%	0.00%
Governor	North Carolina Agricultural Finance Authority	10	0	1	1	10.00%	0.00%	100.00%
Governor	North Carolina Agricultural Hall of Fame Board of Directors	8	0	0	0	0.00%	0.00%	0.00%
Governor	North Carolina Agriculture and Forestry Awareness Study Commission	17	0	0	0	0.00%	0.00%	0.00%
Governor	North Carolina Alarm Systems Licensing Board	7	0	0	0	0.00%	0.00%	0.00%
Governor	North Carolina Alcoholic Beverage Control Commission	3	0	0	0	0.00%	0.00%	0.00%
Governor	North Carolina Appraisal Board	9	0	2	2	22.22%	0.00%	100.00%
Governor	North Carolina Arboretum Board of Directors	21	0	0	0	0.00%	0.00%	0.00%
Governor	North Carolina Arts Council	25	5	3	8	32.00%	62.50%	37.50%
Governor	North Carolina Auctioneers Commission	5	1	1	2	40.00%	50.00%	50.00%
Governor	North Carolina Awards Committee	5	0	0	0	0.00%	0.00%	0.00%
Governor	North Carolina Biotechnology Center	34	0	4	4	11.76%	0.00%	100.00%
Governor	North Carolina Blumenthal Center for Performing Arts Foundation Board of Trustees	30	0	0	0	0.00%	0.00%	0.00%
Governor	North Carolina Board for Licensing of Soil Scientists	7	0	0	0	0.00%	0.00%	0.00%
Governor	North Carolina Board of Architecture	7	0	1	1	14.29%	0.00%	100.00%
Governor	North Carolina Board of Athletic Trainer Examiners	7	0	0	0	0.00%	0.00%	0.00%
Governor	North Carolina Board of Chiropractic Examiners	8	0	1	1	12.50%	0.00%	100.00%
Governor	North Carolina Board of Dietetics/Nutrition	7	1	0	1	14.29%	100.00%	0.00%
Governor	North Carolina Board of Electrolysis Examiners	5	0	1	1	20.00%	0.00%	100.00%
Governor	North Carolina Board of Employee Assistance Professionals	5	0	0	0	0.00%	0.00%	0.00%
Governor	North Carolina Board of Examiners for Engineers and Surveyors	9	1	2	3	33.33%	33.33%	66.67%
Governor	North Carolina Board of Funeral Service	9	1	2	3	33.33%	33.33%	66.67%

Body/Official Making Appointment	Body Receiving Appointment	Total Members of Board	Female Appts	Male Appts	Total Appts	% of Board or Commission Appointed	% Female Appts	% Male Appts
Governor	North Carolina Board of Landscape Architects	7	0	2	2	28.57%	0.00%	100.00%
Governor	North Carolina Board of Licensed Professional Counselors	7	3	0	3	42.86%	100.00%	0.00%
Governor	North Carolina Board of Licensing of Geologists	6	0	0	0	0.00%	0.00%	0.00%
Governor	North Carolina Board of Massage and Bodywork Therapy	7	0	0	0	0.00%	0.00%	0.00%
Governor	North Carolina Board of Nursing	14	0	1	1	7.14%	0.00%	100.00%
Governor	North Carolina Board of Occupational Therapy	7	1	1	2	28.57%	50.00%	50.00%
Governor	North Carolina Board of Pharmacy	6	0	0	0	0.00%	0.00%	0.00%
Governor	North Carolina Board of Physical Therapy Examiners	8	3	1	4	50.00%	75.00%	25.00%
Governor	North Carolina Board of Public Telecommunications	27	1	0	1	3.70%	100.00%	0.00%
Governor	North Carolina Board of Science and Technology	19	2	3	5	26.32%	40.00%	60.00%
Governor	North Carolina Building Code Council	17	1	1	2	11.76%	50.00%	50.00%
Governor	North Carolina Business Council of Management and Development, Inc.	35	0	5	5	14.29%	0.00%	100.00%
Governor	North Carolina Capital Facilities Finance Agency Board of Directors	7	0	1	1	14.29%	0.00%	100.00%
Governor	North Carolina Cemetery Commission	9	0	1	1	11.11%	0.00%	100.00%
Governor	North Carolina Center for the Prevention of School Violence Advisory Board	17	0	0	0	0.00%	0.00%	0.00%
Governor	North Carolina Central University Board of Trustees	13	0	1	1	7.69%	0.00%	100.00%
Governor	North Carolina Certification Commission for Tribal Indian Gaming Compact	3	0	1	1	33.33%	0.00%	100.00%
Governor	North Carolina Child Care Commission	15	2	0	2	13.33%	100.00%	0.00%
Governor	North Carolina Child Fatality Prevention Team	11	0	0	0	0.00%	0.00%	0.00%
Governor	North Carolina Child Fatality Task Force	35	2	1	3	8.57%	66.67%	33.33%
Governor	North Carolina Citizen Corps Council	10	0	0	0	0.00%	0.00%	0.00%
Governor	North Carolina Clean Water Management Trust Fund Board of Trustees	21	0	3	3	14.29%	0.00%	100.00%
Governor	North Carolina Coastal Resources Commission	15	1	7	8	53.33%	12.50%	87.50%
Governor	North Carolina Code Officials Qualification Board	22	0	2	2	9.09%	0.00%	100.00%
Governor	North Carolina College Foundation Incorporated Board of Trustees	9	1	1	2	22.22%	50.00%	50.00%
Governor	North Carolina Commission for Mental Health, Developmental Disabilities, and Substance Abuse Services	32	6	11	17	53.13%	35.29%	64.71%
Governor	North Carolina Commission for the Blind	13	3	0	3	23.08%	100.00%	0.00%
Governor	North Carolina Commission on Early Childhood Vision Care	10	0	3	3	30.00%	0.00%	100.00%
Governor	North Carolina Commission on Indian Affairs	30	0	0	0	0.00%	0.00%	0.00%
Governor	North Carolina Commission on Small Family Farm Preservation	19	0	0	0	0.00%	0.00%	0.00%
Governor	North Carolina Commission on Volunteerism and Community Service	25	5	6	11	44.00%	45.45%	54.55%
Governor	North Carolina Commission on Workforce Development	38	3	14	17	44.74%	17.65%	82.35%
Governor	North Carolina Committee on Inaugural Ceremonies	23	3	0	3	13.04%	100.00%	0.00%
Governor	North Carolina Community Development Council	11	4	6	10	90.91%	40.00%	60.00%
Governor	North Carolina Council for the Deaf and Hard of Hearing	28	8	0	8	28.57%	100.00%	0.00%
Governor	North Carolina Council for Women	20	18	1	19	95.00%	94.74%	5.26%
Governor	North Carolina Council on Developmental Disabilities	34	3	6	9	26.47%	33.33%	66.67%
Governor	North Carolina Council on Educational Services for Exceptional Children	23	0	0	0	0.00%	0.00%	0.00%
Governor	North Carolina Council on Sickle Cell Syndrome	15	3	2	5	33.33%	60.00%	40.00%
Governor	North Carolina Courts Commission	31	0	0	0	0.00%	0.00%	0.00%
Governor	North Carolina Credit Union Commission	7	0	0	0	0.00%	0.00%	0.00%
Governor	North Carolina Crime Victims Compensation Commission	7	0	0	0	0.00%	0.00%	0.00%
Governor	North Carolina Criminal Justice Education and Training Standards Commission	33	0	0	0	0.00%	0.00%	0.00%
Governor	North Carolina Criminal Justice Information Network Governing Board	21	0	5	5	23.81%	0.00%	100.00%
Governor	North Carolina Dispute Resolution Commission	15	0	0	0	0.00%	0.00%	0.00%
Governor	North Carolina Economic Development Board	37	3	17	20	54.05%	15.00%	85.00%
Governor	North Carolina Education Assistance Authority	7	0	1	1	14.29%	0.00%	100.00%
Governor	North Carolina Emergency Response Commission	18	0	9	9	50.00%	0.00%	100.00%



Body/Official Making Appointment	Body Receiving Appointment	Total Members of Board	Female Appts	Male Appts	Total Appts	% of Board or Commission Appointed	% Female Appts	% Male Appts
Governor	North Carolina Employment Security Commission	7	0	4	4	57.14%	0.00%	100.00%
Governor	North Carolina Energy Policy Council	18	0	0	0	0.00%	0.00%	0.00%
Governor	North Carolina Environmental Management Commission	19	0	1	1	5.26%	0.00%	100.00%
Governor	North Carolina Film Council	25	2	8	10	40.00%	20.00%	80.00%
Governor	North Carolina Firemen's and Rescue Squad Workers' Pension Fund Board of Trustees	6	0	1	1	16.67%	0.00%	100.00%
Governor	North Carolina Fisheries Association, Incorporated Board of Directors	17	0	1	1	5.88%	0.00%	100.00%
Governor	North Carolina Forestry Council	18	0	4	4	22.22%	0.00%	100.00%
Governor	North Carolina Gasoline and Oil Inspection Board	5	0	0	0	0.00%	0.00%	0.00%
Governor	North Carolina General Statutes Commission	12	0	0	0	0.00%	0.00%	0.00%
Governor	North Carolina Geographic Information Coordinating Council	34	0	2	2	5.88%	0.00%	100.00%
Governor	North Carolina Global Transpark Authority Board of Directors	18	1	8	9	50.00%	11.11%	88.89%
Governor	North Carolina Health Care Information And Communications Alliance, Inc.	33	0	0	0	0.00%	0.00%	0.00%
Governor	North Carolina Health Insurance Risk Pool	12	0	0	0	0.00%	0.00%	0.00%
Governor	North Carolina Hearing Aid Dealers and Fitters Licensing Board	7	1	1	2	28.57%	50.00%	50.00%
Governor	North Carolina Historical Commission	15	1	2	3	20.00%	33.33%	66.67%
Governor	North Carolina Holocaust Council	24	0	0	0	0.00%	0.00%	0.00%
Governor	North Carolina Home Inspector Licensure Board	8	0	2	2	25.00%	0.00%	100.00%
Governor	North Carolina Housing Coordination and Policy Council	15	0	0	0	0.00%	0.00%	0.00%
Governor	North Carolina Housing Finance Agency Board of Directors	13	0	0	0	0.00%	0.00%	0.00%
Governor	North Carolina Housing Partnership	13	0	0	0	0.00%	0.00%	0.00%
Governor	North Carolina Human Relations Commission	22	1	2	3	13.64%	33.33%	66.67%
Governor	North Carolina Humanities Council	23	1	4	5	21.74%	20.00%	80.00%
Governor	North Carolina Industrial Commission	7	4	1	5	71.43%	80.00%	20.00%
Governor	North Carolina Inmate Grievance Resolution Board	5	0	0	0	0.00%	0.00%	0.00%
Governor	North Carolina Interagency Coordinating Council for Children from Birth to Five with Disabilities and their Families	30	1	1	2	6.67%	50.00%	50.00%
Governor	North Carolina Interagency Council for Coordinating Homeless Programs	29	5	6	11	37.93%	45.45%	54.55%
Governor	North Carolina Internship Council	17	0	1	1	5.88%	0.00%	100.00%
Governor	North Carolina Irrigation Contractors' Licensing Board	9	1	0	1	11.11%	100.00%	0.00%
Governor	North Carolina Judicial Standards Commission	13	0	1	1	7.69%	0.00%	100.00%
Governor	North Carolina Landscape Contractors' Registration Board	9	0	1	1	11.11%	0.00%	100.00%
Governor	North Carolina Liaison for the United States Holocaust Council	1	0	0	0	0.00%	0.00%	0.00%
Governor	North Carolina Local Government Commission	9	0	0	0	0.00%	0.00%	0.00%
Governor	North Carolina Local Governmental Employees' Retirement System Board of Trustees	14	0	0	0	0.00%	0.00%	0.00%
Governor	North Carolina Locksmith Licensing Board	9	0	0	0	0.00%	0.00%	0.00%
Governor	North Carolina Lottery Oversight Committee	9	0	0	0	0.00%	0.00%	0.00%
Governor	North Carolina Manufactured Housing Board	10	0	2	2	20.00%	0.00%	100.00%
Governor	North Carolina Marriage and Family Therapy Licensure Board	7	0	1	1	14.29%	0.00%	100.00%
Governor	North Carolina Medical Board	12	1	3	4	33.33%	25.00%	75.00%
Governor	North Carolina Medical Care Commission	17	0	3	3	17.65%	0.00%	100.00%
Governor	North Carolina Mining Commission	10	0	0	0	0.00%	0.00%	0.00%
Governor	North Carolina Minority Health Advisory Council	15	0	0	0	0.00%	0.00%	0.00%
Governor	North Carolina Motor Vehicle Reinsurance Facility Board of Governors	15	0	0	0	0.00%	0.00%	0.00%
Governor	North Carolina Museum of Art Board of Trustees	29	0	3	3	10.34%	0.00%	100.00%
Governor	North Carolina Museum of History Associates, Inc. Board of Directors	3	0	0	0	0.00%	0.00%	0.00%
Governor	North Carolina Natural Heritage Trust Fund Board of Trustees	12	0	1	1	8.33%	0.00%	100.00%
Governor	North Carolina Nursing Scholars Commission	11	1	0	1	9.09%	100.00%	0.00%
Governor	North Carolina Occupational Safety & Health Review Commission	3	0	1	1	33.33%	0.00%	100.00%
Governor	North Carolina On-Site Wastewater Contractors and Inspectors Certification Board	9	0	0	0	0.00%	0.00%	0.00%

Body/Official Making Appointment	Body Receiving Appointment	Total Members of Board	Female Appts	Male Appts	Total Appts	% of Board or Commission Appointed	% Female Appts	% Male Appts
Governor	North Carolina Parks and Recreation Authority	15	0	1	1	6.67%	0.00%	100.00%
Governor	North Carolina Partnership for Children, Inc.	26	0	0	0	0.00%	0.00%	0.00%
Governor	North Carolina Perfusion Advisory Committee	7	0	0	0	0.00%	0.00%	0.00%
Governor	North Carolina Pesticide Board	7	0	0	0	0.00%	0.00%	0.00%
Governor	North Carolina Plant Conservation Board	7	0	0	0	0.00%	0.00%	0.00%
Governor	North Carolina Poet Laureate	1	0	0	0	0.00%	0.00%	0.00%
Governor	North Carolina Post -Release Supervision & Parole Commission	3	0	0	0	0.00%	0.00%	0.00%
Governor	North Carolina Principal Fellows Commission	13	0	1	1	7.69%	0.00%	100.00%
Governor	North Carolina Private Protective Services Board	14	0	0	0	0.00%	0.00%	0.00%
Governor	North Carolina Professional Teaching Standards Commission	16	2	0	2	12.50%	100.00%	0.00%
Governor	North Carolina Psychology Board	7	0	0	0	0.00%	0.00%	0.00%
Governor	North Carolina Public Employee Deferred Compensation Plan Board of Trustees	7	0	0	0	0.00%	0.00%	0.00%
Governor	North Carolina Public Health Study Commission	17	0	1	1	5.88%	0.00%	100.00%
Governor	North Carolina Public Librarian Certification Commission	5	3	1	4	80.00%	75.00%	25.00%
Governor	North Carolina Radiation Protection Commission	21	2	7	9	42.86%	22.22%	77.78%
Governor	North Carolina Railroad Board of Directors	13	1	2	3	23.08%	33.33%	66.67%
Governor	North Carolina Real Estate Commission	9	0	2	2	22.22%	0.00%	100.00%
Governor	North Carolina Recreational Therapy Licensure Board	8	0	0	0	0.00%	0.00%	0.00%
Governor	North Carolina Respiratory Care Board	10	2	0	2	20.00%	100.00%	0.00%
Governor	North Carolina Rules Review Commission	10	0	0	0	0.00%	0.00%	0.00%
Governor	North Carolina Rural Economic Development Center Board of Directors	48	1	2	3	6.25%	33.33%	66.67%
Governor	North Carolina Rural Electrification Authority	5	0	3	3	60.00%	0.00%	100.00%
Governor	North Carolina School of Science And Mathematics Board of Trustees	27	0	1	1	3.70%	0.00%	100.00%
Governor	North Carolina School of the Arts Board of Trustees	15	1	2	3	20.00%	33.33%	66.67%
Governor	North Carolina School Technology Commission	20	0	1	1	5.00%	0.00%	100.00%
Governor	North Carolina Seafood Industrial Park Authority	11	0	0	0	0.00%	0.00%	0.00%
Governor	North Carolina Sedimentation Control Commission	12	1	3	4	33.33%	25.00%	75.00%
Governor	North Carolina Sentencing and Policy Advisory Commission	30	0	0	0	0.00%	0.00%	0.00%
Governor	North Carolina Sheriffs' Education and Training Standards Commission	17	0	0	0	0.00%	0.00%	0.00%
Governor	North Carolina Small Business Contractor Authority	11	0	1	1	9.09%	0.00%	100.00%
Governor	North Carolina Social Work Certification and Licensure Board	7	1	1	2	28.57%	50.00%	50.00%
Governor	North Carolina Soil and Water Conservation Commission	7	0	4	4	57.14%	0.00%	100.00%
Governor	North Carolina South Carolina Boundary Commission	5	0	0	0	0.00%	0.00%	0.00%
Governor	North Carolina Speech and Language Pathologists and Audiologists Board of Examiners	7	1	1	2	28.57%	50.00%	50.00%
Governor	North Carolina State Art Society Incorporated Board of Directors	31	0	0	0	0.00%	0.00%	0.00%
Governor	North Carolina State Banking Commission	22	0	8	8	36.36%	0.00%	100.00%
Governor	North Carolina State Bar Council	3	0	0	0	0.00%	0.00%	0.00%
Governor	North Carolina State Board of Agriculture	11	0	2	2	18.18%	0.00%	100.00%
Governor	North Carolina State Board of Barber Examiners	5	0	1	1	20.00%	0.00%	100.00%
Governor	North Carolina State Board of Certified Public Accountant Examiners	7	0	1	1	14.29%	0.00%	100.00%
Governor	North Carolina State Board of Community Colleges	21	0	0	0	0.00%	0.00%	0.00%
Governor	North Carolina State Board of Cosmetic Art Examiners	6	0	1	1	16.67%	0.00%	100.00%
Governor	North Carolina State Board of Dental Examiners	8	0	0	0	0.00%	0.00%	0.00%
Governor	North Carolina State Board of Education	19	1	3	4	21.05%	25.00%	75.00%
Governor	North Carolina State Board of Elections	5	0	0	0	0.00%	0.00%	0.00%
Governor	North Carolina State Board of Examiners for Nursing Home Administrators	7	1	2	3	42.86%	33.33%	66.67%
Governor	North Carolina State Board of Examiners for Plumbing, Heating and Fire Sprinkler Contractors	7	0	0	0	0.00%	0.00%	0.00%
Governor	North Carolina State Board of Examiners in Optometry	7	0	0	0	0.00%	0.00%	0.00%

Body/Official Making Appointment	Body Receiving Appointment	Total Members of Board	Female Appts	Male Appts	Total Appts	% of Board or Commission Appointed	% Female Appts	% Male Appts
Governor	North Carolina State Board of Examiners of Electrical Contractors	7	0	1	1	14.29%	0.00%	100.00%
Governor	North Carolina State Board of Examiners of Fee-Based Practicing Pastoral Counselors	7	0	0	0	0.00%	0.00%	0.00%
Governor	North Carolina State Board of Opticians	7	1	1	2	28.57%	50.00%	50.00%
Governor	North Carolina State Board of Podiatry Examiners	4	1	0	1	25.00%	100.00%	0.00%
Governor	North Carolina State Board of Refrigeration Examiners	7	0	1	1	14.29%	0.00%	100.00%
Governor	North Carolina State Board of Registration for Foresters	5	0	0	0	0.00%	0.00%	0.00%
Governor	North Carolina State Board of Sanitarian Examiners	9	0	0	0	0.00%	0.00%	0.00%
Governor	North Carolina State Building Commission	9	0	0	0	0.00%	0.00%	0.00%
Governor	North Carolina State Commission for Public Health	13	1	4	5	38.46%	20.00%	80.00%
Governor	North Carolina State Council for Interstate Adult Offender Supervision	14	0	3	3	21.43%	0.00%	100.00%
Governor	North Carolina State Criminal Justice Partnership Advisory Board	22	0	2	2	9.09%	0.00%	100.00%
Governor	North Carolina State Fire and Rescue Commission	15	0	0	0	0.00%	0.00%	0.00%
Governor	North Carolina State Health Coordinating Council	29	1	9	10	34.48%	10.00%	90.00%
Governor	North Carolina State Historical Records Advisory Board	10	1	3	4	40.00%	25.00%	75.00%
Governor	North Carolina State Indian Housing Authority	11	0	1	1	9.09%	0.00%	100.00%
Governor	North Carolina State Library Commission	15	0	0	0	0.00%	0.00%	0.00%
Governor	North Carolina State Licensing Board for General Contractors	9	1	1	2	22.22%	50.00%	50.00%
Governor	North Carolina State Lottery Commission	9	0	4	4	44.44%	0.00%	100.00%
Governor	North Carolina State Museum of Natural Sciences Advisory Commission	40	0	0	0	0.00%	0.00%	0.00%
Governor	North Carolina State Ports Authority	11	0	1	1	9.09%	0.00%	100.00%
Governor	North Carolina State Social Services Commission	13	1	5	6	46.15%	16.67%	83.33%
Governor	North Carolina State University Board of Trustees	13	0	3	3	23.08%	0.00%	100.00%
Governor	North Carolina State Water Infrastructure Commission	13	0	0	0	0.00%	0.00%	0.00%
Governor	North Carolina State Youth Advisory Council	20	1	1	2	10.00%	50.00%	50.00%
Governor	North Carolina Statewide Independent Living Council	25	5	3	8	32.00%	62.50%	37.50%
Governor	North Carolina Substance Abuse Advisory Council	9	0	0	0	0.00%	0.00%	0.00%
Governor	North Carolina Substance Abuse Professionals Certification Board	25	0	0	0	0.00%	0.00%	0.00%
Governor	North Carolina Symphony Society Incorporated Board of Trustees	54	1	3	4	7.41%	25.00%	75.00%
Governor	North Carolina Teacher Academy Board of Trustees	20	3	1	4	20.00%	75.00%	25.00%
Governor	North Carolina Teachers' and State Employees' Comprehensive Major Medical Plan Board of Trustees	9	0	1	1	11.11%	0.00%	100.00%
Governor	North Carolina Teachers' and State Employees' Retirement System Board of Trustees	14	0	0	0	0.00%	0.00%	0.00%
Governor	North Carolina Teaching Fellows Commission	11	0	1	1	9.09%	0.00%	100.00%
Governor	North Carolina Textbook Commission	23	1	0	1	4.35%	100.00%	0.00%
Governor	North Carolina Traumatic Brain Injury Advisory Council	29	1	3	4	13.79%	25.00%	75.00%
Governor	North Carolina Travel and Tourism Board	29	0	0	0	0.00%	0.00%	0.00%
Governor	North Carolina Turnpike Authority	9	0	0	0	0.00%	0.00%	0.00%
Governor	North Carolina Utilities Commission	7	0	1	1	14.29%	0.00%	100.00%
Governor	North Carolina Veterans Affairs Commission	13	0	2	2	15.38%	0.00%	100.00%
Governor	North Carolina Veterinary Medical Board	8	0	1	1	12.50%	0.00%	100.00%
Governor	North Carolina Vocational Rehabilitation Council	18	2	1	3	16.67%	66.67%	33.33%
Governor	North Carolina Water Treatment Facility Operators Certification Board	8	1	2	3	37.50%	33.33%	66.67%
Governor	North Carolina Wildlife Resources Commission	19	0	5	5	26.32%	0.00%	100.00%
Governor	North Carolina Zoological Park Council	15	1	0	1	6.67%	100.00%	0.00%
Governor	North Carolina's Eastern Region Development Commission	19	0	0	0	0.00%	0.00%	0.00%
Governor	North Carolina's Northeast Commission	19	0	0	0	0.00%	0.00%	0.00%
Governor	North Carolina's Representative to the SEARCH Membership Group	1	1	0	1	100.00%	100.00%	0.00%
Governor	OLF Study Group	18	0	0	0	0.00%	0.00%	0.00%
Governor	Pamlico Community College Board of Trustees	12	1	1	2	16.67%	50.00%	50.00%

Body/Official Making Appointment	Body Receiving Appointment	Total Members of Board	Female Appts	Male Appts	Total Appts	% of Board or Commission Appointed	% Female Appts	% Male Appts
Governor	Persian Gulf War Memorial Commission	12	0	0	0	0.00%	0.00%	0.00%
Governor	Petroleum Underground Storage Tank Funds Council	11	0	0	0	0.00%	0.00%	0.00%
Governor	Piedmont Community College Board of Trustees	14	0	2	2	14.29%	0.00%	100.00%
Governor	Pitt Community College Board of Trustees	12	0	2	2	16.67%	0.00%	100.00%
Governor	Professional Advisory Committee	9	2	1	3	33.33%	66.67%	33.33%
Governor	Public School Forum Board of Directors	13	0	1	1	7.69%	0.00%	100.00%
Governor	Randolph Community College Board of Trustees	12	0	2	2	16.67%	0.00%	100.00%
Governor	Regional Resource Stewardship Council	1	0	0	0	0.00%	0.00%	0.00%
Governor	Republic of Moldova and the State of North Carolina Partnership Program	7	0	0	0	0.00%	0.00%	0.00%
Governor	Richmond Community College Board of Trustees	15	0	2	2	13.33%	0.00%	100.00%
Governor	Roanoke Island Commission	25	2	3	5	20.00%	40.00%	60.00%
Governor	Roanoke Island Historical Association, Inc.	27	0	0	0	0.00%	0.00%	0.00%
Governor	Roanoke River Basin Advisory Committee	21	0	0	0	0.00%	0.00%	0.00%
Governor	Roanoke River Basin Bi-State Commission	9	0	0	0	0.00%	0.00%	0.00%
Governor	Roanoke-Chowan Community College Board of Trustees	12	1	1	2	16.67%	50.00%	50.00%
Governor	Robeson Community College Board of Trustees	12	1	0	1	8.33%	100.00%	0.00%
Governor	Rockingham Community College Board of Trustees	12	1	1	2	16.67%	50.00%	50.00%
Governor	Rowan-Cabarrus Community College Board of Trustees	14	1	2	3	21.43%	33.33%	66.67%
Governor	Sampson Community College Board of Trustees	12	1	1	2	16.67%	50.00%	50.00%
Governor	Sandhills Community College Board of Trustees	12	1	1	2	16.67%	50.00%	50.00%
Governor	Selective Service System	10	0	0	0	0.00%	0.00%	0.00%
Governor	South Atlantic Fishery Management Council	3	0	0	0	0.00%	0.00%	0.00%
Governor	South Piedmont Community College Board of Trustees	14	0	1	1	7.14%	0.00%	100.00%
Governor	Southeastern Community College Board of Trustees	12	0	2	2	16.67%	0.00%	100.00%
Governor	Southeastern North Carolina Regional Economic Development Commission	15	0	0	0	0.00%	0.00%	0.00%
Governor	Southern Growth Policies Board	13	0	1	1	7.69%	0.00%	100.00%
Governor	Southern Regional Education Board	5	0	0	0	0.00%	0.00%	0.00%
Governor	Southern Regional Education Board Legislative Advisory Council	2	0	0	0	0.00%	0.00%	0.00%
Governor	Southern Regional Education Board Legislative Work Conference Delegates	10	0	0	0	0.00%	0.00%	0.00%
Governor	Southern States Energy Board	3	0	0	0	0.00%	0.00%	0.00%
Governor	Southern Technology Council	3	0	0	0	0.00%	0.00%	0.00%
Governor	Southwestern Community College Board of Trustees	13	1	1	2	15.38%	50.00%	50.00%
Governor	Stanly Community College Board of Trustees	12	0	2	2	16.67%	0.00%	100.00%
Governor	State Board of Education's Business and Education Technology Alliance	30	0	0	0	0.00%	0.00%	0.00%
Governor	State Controller	1	0	0	0	0.00%	0.00%	0.00%
Governor	State Ethics Commission	8	0	0	0	0.00%	0.00%	0.00%
Governor	State Judicial Council	18	0	0	0	0.00%	0.00%	0.00%
Governor	State Personnel Commission	9	0	0	0	0.00%	0.00%	0.00%
Governor	State Property Tax Commission	5	0	1	1	20.00%	0.00%	100.00%
Governor	Statewide Flexible Benefits Advisory Committee	17	0	0	0	0.00%	0.00%	0.00%
Governor	Street Safe Task Force	36	0	0	0	0.00%	0.00%	0.00%
Governor	Structural Pest Control Committee	9	0	1	1	11.11%	0.00%	100.00%
Governor	Study Commission on Children with Special Needs	18	0	0	0	0.00%	0.00%	0.00%
Governor	Study Commission on the Future of Electric Service in North Carolina	30	0	0	0	0.00%	0.00%	0.00%
Governor	Supplemental Retirement Board of Trustees	9	2	8	10	111.11%	20.00%	80.00%
Governor	Surry Community College Board of Trustees	14	1	0	1	7.14%	100.00%	0.00%
Governor	The Governor's Advisory Council on Hispanic/Latino Affairs	28	0	0	0	0.00%	0.00%	0.00%
Governor	The Joint Legislative Jointing Our Businesses and Schools Jobs Study Commission	19	0	0	0	0.00%	0.00%	0.00%

Body/Official Making Appointment	Body Receiving Appointment	Total Members of Board	Female Appts	Male Appts	Total Appts	% of Board or Commission Appointed	% Female Appts	% Male Appts
Governor	Tobacco Trust Fund Commission	18	3	4	7	38.89%	42.86%	57.14%
Governor	Tri-County Community College Board of Trustees	12	0	1	1	8.33%	0.00%	100.00%
Governor	Tryon Palace Commission	42	4	3	7	16.67%	57.14%	42.86%
Governor	U. S. S. North Carolina Battleship Commission	18	1	9	10	55.56%	10.00%	90.00%
Governor	Umstead Act Unfair Competition Panel	9	0	0	0	0.00%	0.00%	0.00%
Governor	United Nations Day Chairman	1	0	0	0	0.00%	0.00%	0.00%
Governor	University of North Carolina at Asheville Board of Trustees	13	0	1	1	7.69%	0.00%	100.00%
Governor	University of North Carolina at Chapel Hill Board of Trustees	13	0	2	2	15.38%	0.00%	100.00%
Governor	University of North Carolina at Charlotte Board of Trustees	13	0	2	2	15.38%	0.00%	100.00%
Governor	University of North Carolina at Greensboro Board of Trustees	13	1	1	2	15.38%	50.00%	50.00%
Governor	University of North Carolina at Pembroke Board of Trustees	13	1	1	2	15.38%	50.00%	50.00%
Governor	University of North Carolina At Wilmington Board of Trustees	13	0	0	0	0.00%	0.00%	0.00%
Governor	University of North Carolina Center for Public Television Board of Trustees	22	0	1	1	4.55%	0.00%	100.00%
Governor	Vagabond School of the Drama Board of Directors	42	3	2	5	11.90%	60.00%	40.00%
Governor	Vance-Granville Community College Board of Trustees	12	1	0	1	8.33%	100.00%	0.00%
Governor	Virginia-North Carolina Interstate High-Speed Rail Compact	10	0	0	0	0.00%	0.00%	0.00%
Governor	Wake Technical Community College Board of Trustees	12	0	2	2	16.67%	0.00%	100.00%
Governor	Wayne Community College Board of Trustees	12	0	2	2	16.67%	0.00%	100.00%
Governor	Well Contractors Certification Commission	7	0	0	0	0.00%	0.00%	0.00%
Governor	Western Carolina University Board of Trustees	13	0	0	0	0.00%	0.00%	0.00%
Governor	Western North Carolina Regional Economic Development Commission	19	0	1	1	5.26%	0.00%	100.00%
Governor	Western Piedmont Community College Board of Trustees	12	1	0	1	8.33%	100.00%	0.00%
Governor	Wilkes Community College Board of Trustees	16	0	1	1	6.25%	0.00%	100.00%
Governor	Wilson Technical Community College Board of Trustees	12	0	1	1	8.33%	0.00%	100.00%
Governor	Winston-Salem State University Board of Trustees	13	0	4	4	30.77%	0.00%	100.00%
NC State Bar	Board of Law Examiners	11	1	2	3	27.27%	33.33%	66.67%
NC State Bar	Disciplinary Hearing Commission	20	0	5	5	25.00%	0.00%	100.00%
NC State Bar	Judicial Standards Commission	4	0	2	2	50.00%	0.00%	100.00%
NC State Bar	NC Courts Commission	1	0	1	1	100.00%	0.00%	100.00%
NC State Bar	NC Dispute Resolution Commission	2	0	1	1	50.00%	0.00%	100.00%
Senate Pro Tempore	Alarm Systems Licensing Board	2	0	2	2	100.00%	0.00%	100.00%
Senate Pro Tempore	Board Of Public Telecommunications Commissioners	2	0	1	1	50.00%	0.00%	100.00%
Senate Pro Tempore	Child Care Commission	4	1	0	1	25.00%	100.00%	0.00%
Senate Pro Tempore	Commission for Mental Health, Developmental Disabilities, and Substance Abuse Services	3	0	1	1	33.33%	0.00%	100.00%
Senate Pro Tempore	Commission for Public Health	7	2	4	6	85.71%	33.33%	66.67%
Senate Pro Tempore	Commission on Indigent Defense Services	1	0	1	1	100.00%	0.00%	100.00%
Senate Pro Tempore	Committee on Inaugural Ceremonies	3	1	2	3	100.00%	33.33%	66.67%
Senate Pro Tempore	Domestic Violence Commission	9	1	4	5	55.56%	20.00%	80.00%
Senate Pro Tempore	Economic Development Board	4	1	3	4	100.00%	25.00%	75.00%
Senate Pro Tempore	Education Commission of the States	1	0	1	1	100.00%	0.00%	100.00%
Senate Pro Tempore	Governor's Crime Commission	2	0	2	2	100.00%	0.00%	100.00%
Senate Pro Tempore	Health and Wellness Trust Fund	6	0	2	2	33.33%	0.00%	100.00%
Senate Pro Tempore	Information Technology Advisory Board	2	0	2	2	100.00%	0.00%	100.00%
Senate Pro Tempore	Joint Legislative Commission on Seafood and Aquaculture	4	1	3	4	100.00%	25.00%	75.00%
Senate Pro Tempore	North Carolina Appraisal Board	2	0	1	1	50.00%	0.00%	100.00%
Senate Pro Tempore	North Carolina Arboretum	2	0	1	1	50.00%	0.00%	100.00%
Senate Pro Tempore	North Carolina Board for Licensing of Soil Scientists	2	0	1	1	50.00%	0.00%	100.00%
Senate Pro Tempore	North Carolina Board of Athletic Trainer Examiners	3	0	1	1	33.33%	0.00%	100.00%

Body/Official Making Appointment	Body Receiving Appointment	Total Members of Board	Female Appts	Male Appts	Total Appts	% of Board or Commission Appointed	% Female Appts	% Male Appts
Senate Pro Tempore	North Carolina Board of Cosmetic Art Examiners	1	0	1	1	100.00%	0.00%	100.00%
Senate Pro Tempore	North Carolina Board of Electrolysis Examiners	1	1	0	1	100.00%	100.00%	0.00%
Senate Pro Tempore	North Carolina Capital Facilities Finance Agency	1	0	1	1	100.00%	0.00%	100.00%
Senate Pro Tempore	North Carolina Energy Policy Council	2	1	1	2	100.00%	50.00%	50.00%
Senate Pro Tempore	North Carolina Geographic Information Coordinating Council	3	1	2	3	100.00%	33.33%	66.67%
Senate Pro Tempore	North Carolina Housing Partnership	5	3	2	5	100.00%	60.00%	40.00%
Senate Pro Tempore	North Carolina Internship Council	1	0	1	1	100.00%	0.00%	100.00%
Senate Pro Tempore	North Carolina Private Protective Services Board	5	0	2	2	40.00%	0.00%	100.00%
Senate Pro Tempore	North Carolina Professional Teaching Standards Commission	4	0	1	1	25.00%	0.00%	100.00%
Senate Pro Tempore	North Carolina Real Estate Commission	1	1	0	1	100.00%	100.00%	0.00%
Senate Pro Tempore	North Carolina School of Science and Mathematics Broad of Trustees	2	0	1	1	50.00%	0.00%	100.00%
Senate Pro Tempore	North Carolina State Library Commission	1	1	0	1	100.00%	100.00%	0.00%
Senate Pro Tempore	North Carolina State Lottery Commission	2	0	1	1	50.00%	0.00%	100.00%
Senate Pro Tempore	North Carolina Substance Abuse Advisory Council	3	0	2	2	66.67%	0.00%	100.00%
Senate Pro Tempore	North Carolina Therapeutic Recreation Certification	2	0	1	1	50.00%	0.00%	100.00%
Senate Pro Tempore	North Carolina Travel and Tourism Board	5	2	3	5	100.00%	40.00%	60.00%
Senate Pro Tempore	North Carolina Vocational Rehabilitation Council	5	2	3	5	100.00%	40.00%	60.00%
Senate Pro Tempore	Parks & Recreation Authority	5	1	1	2	40.00%	50.00%	50.00%
Senate Pro Tempore	State Ethics Commission	6	0	6	6	100.00%	0.00%	100.00%
Senate Pro Tempore	State Ports Authority	2	1	0	1	50.00%	100.00%	0.00%
Senate Pro Tempore	Teaching Fellows Commission	3	1	0	1	33.33%	100.00%	0.00%
Senate Pro Tempore	Tobacco Trust Fund Commission	6	0	3	3	50.00%	0.00%	100.00%
Senate Pro Tempore	Well Contractors Certification Commission	3	0	3	3	100.00%	0.00%	100.00%
Speaker of the House	Acupuncture Licensing Board	9	1	1	2	22.22%	50.00%	50.00%
Speaker of the House	Agricultural Development & Farmland Preservation Trust Fund	19	1	0	1	5.26%	100.00%	0.00%
Speaker of the House	Agriculture, Forestry & Seafood Awareness Study Commission	19	0	5	5	26.32%	0.00%	100.00%
Speaker of the House	Catawba /Wateree River Basin Advisory Commission	15	1	1	2	13.33%	50.00%	50.00%
Speaker of the House	Child Care Commission	15	2	0	2	13.33%	100.00%	0.00%
Speaker of the House	Clean Water Management Trust Fund Board	21	0	2	2	9.52%	0.00%	100.00%
Speaker of the House	Debt Affordability Advisory Committee	9	0	2	2	22.22%	0.00%	100.00%
Speaker of the House	Domestic Violence Commission	39	6	1	7	17.95%	85.71%	14.29%
Speaker of the House	Economic Development Board	37	0	2	2	5.41%	0.00%	100.00%
Speaker of the House	Economic Investment Committee	5	0	1	1	20.00%	0.00%	100.00%
Speaker of the House	Edenton Historical Commission	33	3	1	4	12.12%	75.00%	25.00%
Speaker of the House	e-NC Authority	15	0	1	1	6.67%	0.00%	100.00%
Speaker of the House	Environmental Management Commission	19	0	1	1	5.26%	0.00%	100.00%
Speaker of the House	Health and Wellness Trust Fund	18	0	1	1	5.56%	0.00%	100.00%
Speaker of the House	License To Give Trust Fund Commission	15	2	2	4	26.67%	50.00%	50.00%
Speaker of the House	North Carolina Appraisal Board	7	1	1	2	28.57%	50.00%	50.00%
Speaker of the House	North Carolina Arboretum	21	1	0	1	4.76%	100.00%	0.00%
Speaker of the House	North Carolina Board of Athletic Trainer Examiners	7	0	3	3	42.86%	0.00%	100.00%
Speaker of the House	North Carolina Board of Dietetics/ Nutrition	6	1	0	1	16.67%	100.00%	0.00%
Speaker of the House	North Carolina Board of Funeral Service	9	1	0	1	11.11%	100.00%	0.00%
Speaker of the House	North Carolina Energy Policy Council	18	2	0	2	11.11%	100.00%	0.00%
Speaker of the House	North Carolina Housing Partnership	13	1	0	1	7.69%	100.00%	0.00%
Speaker of the House	North Carolina Human Relations Commission	22	1	1	2	9.09%	50.00%	50.00%
Speaker of the House	North Carolina Interpreter and Translator Licensing Board	9	2	1	3	33.33%	66.67%	33.33%
Speaker of the House	North Carolina Locksmith Licensing Board	9	0	1	1	11.11%	0.00%	100.00%

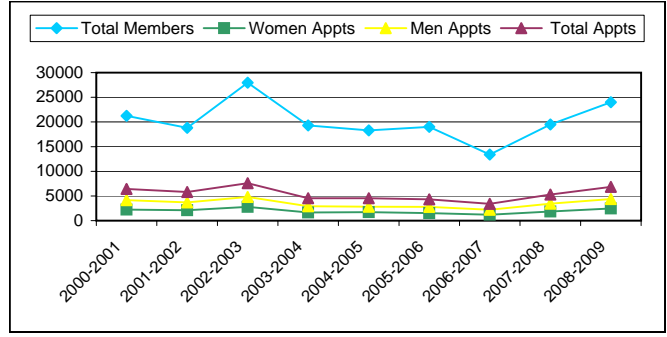
Body/Official Making Appointment	Body Receiving Appointment	Total Members of Board	Female Appts	Male Appts	Total Appts	% of Board or Commission Appointed	% Female Appts	% Male Appts
Speaker of the House	North Carolina On-Site Wastewater Contractors and Inspectors Certification Board	9	0	1	1	11.11%	0.00%	100.00%
Speaker of the House	North Carolina Partnership for Children, Inc.	26	1	4	5	19.23%	20.00%	80.00%
Speaker of the House	North Carolina Real Estate Commission	9	0	1	1	11.11%	0.00%	100.00%
Speaker of the House	North Carolina Sheriffs' Education & Training Standards Commission	17	0	1	1	5.88%	0.00%	100.00%
Speaker of the House	North Carolina Small Business Contractor Authority	11	1	3	4	36.36%	25.00%	75.00%
Speaker of the House	North Carolina State Lottery Commission	9	0	1	1	11.11%	0.00%	100.00%
Speaker of the House	North Carolina Teachers' and State Employees' Comprehensive Major Medical Plan Board of Trustees	9	1	2	3	33.33%	33.33%	66.67%
Speaker of the House	North Carolina Travel and Tourism Board	29	2	3	5	17.24%	40.00%	60.00%
Speaker of the House	North Carolina's Northeast Commission	19	0	3	3	15.79%	0.00%	100.00%
Speaker of the House	Parks & Recreation Authority	15	0	2	2	13.33%	0.00%	100.00%
Speaker of the House	Petroleum Underground Storage Tank Funds Council	11	0	1	1	9.09%	0.00%	100.00%
Speaker of the House	Private Protective Services Board	14	0	1	1	7.14%	0.00%	100.00%
Speaker of the House	Roanoke Island Commission	24	0	3	3	12.50%	0.00%	100.00%
Speaker of the House	Rules Review Commission	10	0	2	2	20.00%	0.00%	100.00%
Speaker of the House	State Ethics Commission	8	0	1	1	12.50%	0.00%	100.00%
Speaker of the House	State Fire and Rescue Commission	15	0	1	1	6.67%	0.00%	100.00%
Speaker of the House	State Ports Authority	11	0	1	1	9.09%	0.00%	100.00%
Speaker of the House	Teachers' & State Employees' Retirement System	14	0	1	1	7.14%	0.00%	100.00%
Speaker of the House	Teaching Fellows Commission	11	1	0	1	9.09%	100.00%	0.00%
Speaker of the House	Virginia-North Carolina Interstate High-Speed Rail Compact	10	1	1	2	20.00%	50.00%	50.00%
UNC Board of Governors	Appalachian State University Board of Trustees	13	1	2	3	23.08%	33.33%	66.67%
UNC Board of Governors	East Carolina University Board of Trustees	13	0	4	4	30.77%	0.00%	100.00%
UNC Board of Governors	Elizabeth City State University Board of Trustees	13	1	3	4	30.77%	25.00%	75.00%
UNC Board of Governors	Fayetteville State University Board of Trustees	13	2	2	4	30.77%	50.00%	50.00%
UNC Board of Governors	North Carolina Agricultural & Technical State University Board of Trustees	13	1	3	4	30.77%	25.00%	75.00%
UNC Board of Governors	North Carolina Arboretum Board of Directors	21	1	2	3	14.29%	33.33%	66.67%
UNC Board of Governors	North Carolina Central University Board of Trustees	13	1	3	4	30.77%	25.00%	75.00%
UNC Board of Governors	North Carolina School of Science and Mathematics Board of Trustees	27	1	5	6	22.22%	16.67%	83.33%
UNC Board of Governors	North Carolina State University Board of Trustees	13	0	4	4	30.77%	0.00%	100.00%
UNC Board of Governors	University of North Carolina at Asheville Board of Trustees	13	1	3	4	30.77%	25.00%	75.00%
UNC Board of Governors	University of North Carolina at Chapel Hill Board of Trustees	13	2	2	4	30.77%	50.00%	50.00%
UNC Board of Governors	University of North Carolina at Charlotte Board of Trustees	13	2	2	4	30.77%	50.00%	50.00%
UNC Board of Governors	University of North Carolina at Greensboro Board of Trustees	13	3	2	5	38.46%	60.00%	40.00%
UNC Board of Governors	University of North Carolina at Pembroke Board of Trustees	13	1	3	4	30.77%	25.00%	75.00%
UNC Board of Governors	University of North Carolina at Wilmington Board of Trustees	13	2	3	5	38.46%	40.00%	60.00%
UNC Board of Governors	University of North Carolina Center for Public Television Board of Trustees	22	0	1	1	4.55%	0.00%	100.00%
UNC Board of Governors	University of North Carolina School of the Arts Board of Trustees	15	1	3	4	26.67%	25.00%	75.00%
UNC Board of Governors	Western Carolina University Board of Trustees	13	2	3	5	38.46%	40.00%	60.00%
UNC Board of Governors	Winston-Salem State University Board of Trustees	13	2	2	4	30.77%	50.00%	50.00%

Summary of Totals						
Total Members of Board	Female Appts	Male Appts	Total Appts	% of Board or Commission Appointed	% Female Appts	% Male Appts
24303	2490	4444	6928	28.51%	35.94%	64.15%

# 2008-2009 Appointment Summary

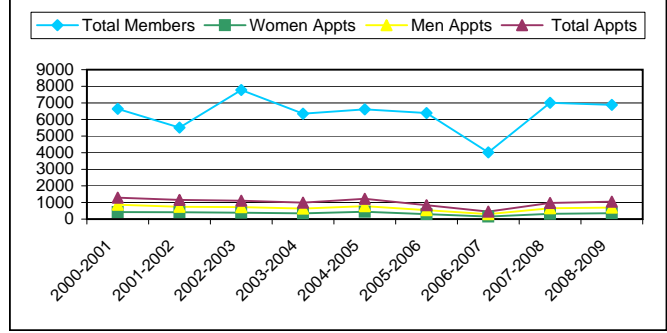
*Total Appointments 2008-2009*

Year	Total Members	Women Appts	Men Appts	Total Appts	% Appts	% Women Appts	% Men Appts
2000-2001	21243	2250	4166	6416	30.20%	35.07%	64.93%
2001-2002	18803	2115	3705	5820	30.95%	36.34%	63.66%
2002-2003	27959	2777	4796	7573	27.09%	36.67%	63.33%
2003-2004	19306	1638	2906	4544	23.54%	36.05%	63.95%
2004-2005	18280	1710	2829	4539	24.83%	37.67%	62.33%
2005-2006	18991	1540	2773	4313	22.71%	35.71%	64.29%
2006-2007	13383	1202	2209	3411	25.49%	35.24%	64.76%
2007-2008	19495	1843	3438	5281	27.09%	34.90%	65.10%
2008-2009	24006	2457	4377	6834	28.47%	35.95%	64.05%



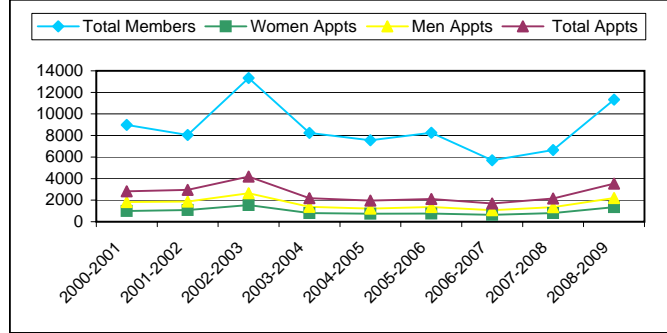
*Statewide Appointments 2008-2009*

Year	Total Members	Women Appts	Men Appts	Total Appts	% Appts	% Women Appts	% Men Appts
2000-2001	6640	428	863	1291	19.44%	33.15%	66.85%
2001-2002	5516	411	744	1155	20.94%	35.58%	64.42%
2002-2003	7777	389	719	1108	14.25%	35.11%	64.89%
2003-2004	6353	350	639	989	15.57%	35.39%	64.61%
2004-2005	6607	442	781	1223	18.51%	36.14%	63.86%
2005-2006	6389	294	544	838	13.12%	35.08%	64.92%
2006-2007	4017	150	300	450	11.20%	33.33%	66.67%
2007-2008	7004	320	654	974	13.91%	32.85%	67.15%
2008-2009	6877	352	697	1049	15.25%	33.56%	66.44%



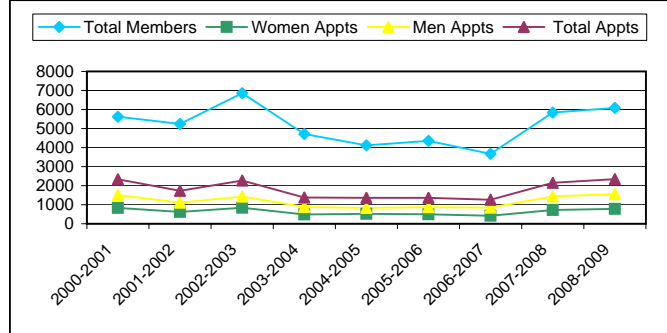
*County Appointments 2008-2009*

Year	Total Members	Women Appts	Men Appts	Total Appts	% Appts	% Women Appts	% Men Appts
2000-2001	8979	996	1826	2822	31.43%	35.29%	64.71%
2001-2002	8041	1087	1869	2956	36.76%	36.77%	63.23%
2002-2003	13326	1544	2650	4194	31.47%	36.81%	63.19%
2003-2004	8238	798	1381	2179	26.45%	36.62%	63.38%
2004-2005	7553	745	1213	1958	25.92%	38.05%	61.95%
2005-2006	8249	753	1359	2112	25.60%	35.65%	64.35%
2006-2007	5694	636	1063	1699	29.84%	37.43%	62.57%
2007-2008	6647	802	1351	2153	32.39%	37.25%	62.75%
2008-2009	11327	1354	2192	3534	31.20%	38.31%	62.03%



*Local Appointments 2008-2009*

Year	Total Members	Women Appts	Men Appts	Total Appts	% Appts	% Women Appts	% Men Appts
2000-2001	5624	832	1507	2339	41.59%	35.57%	64.43%
2001-2002	5246	621	1109	1730	32.98%	35.90%	64.10%
2002-2003	6856	844	1427	2271	33.12%	37.16%	62.84%
2003-2004	4715	490	886	1376	29.18%	35.61%	64.39%
2004-2005	4120	523	835	1358	32.96%	38.51%	61.49%
2005-2006	4353	493	870	1363	31.31%	36.17%	63.83%
2006-2007	3672	416	846	1262	34.37%	32.96%	67.04%
2007-2008	5844	721	1433	2154	36.86%	33.47%	66.53%
2008-2009	6083	784	1553	2343	38.52%	33.46%	66.28%

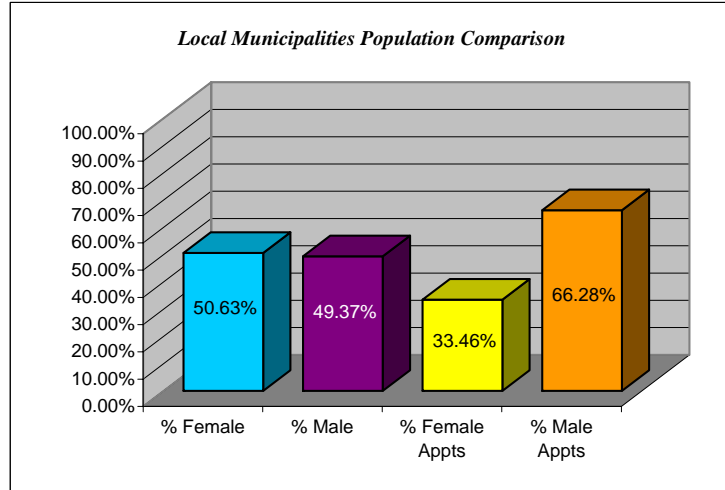




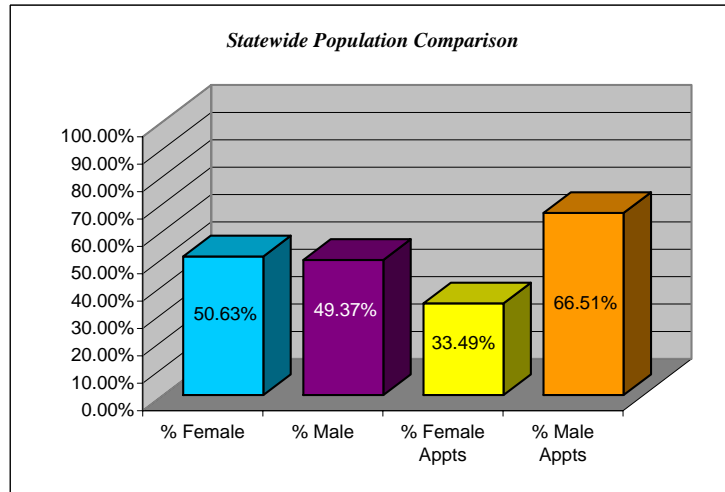
# Population Comparison

2008-2009

<b>Local Municipalities Population Comparison</b>											
<i>Female</i>	<i>Male</i>	<i>Total</i>	<i>% Female</i>	<i>% Male</i>	<i>Total Members of Board</i>	<i>Female Appts</i>	<i>Male Appts</i>	<i>Total Appts</i>	<i>% of Board or Commission Appointed</i>	<i>% Female Appts</i>	<i>% Male Appts</i>
4671531	4555485	9227016	50.63%	49.37%	6083	784	1553	2343	38.52%	33.46%	66.28%



<b>Statewide Population Comparison</b>											
<i>Female</i>	<i>Male</i>	<i>Total</i>	<i>% Female</i>	<i>% Male</i>	<i>Total Members of Board</i>	<i>Female Appts</i>	<i>Male Appts</i>	<i>Total Appts</i>	<i>% of Board or Commission Appointed</i>	<i>% Female Appts</i>	<i>% Male Appts</i>
4671531	4555485	9227016	50.63%	49.37%	6886	352	699	1051	15.26%	33.49%	66.51%





**Report Prepared by Mandy Haynes.**  
For Additional information please send request to [appoint@sosnc.com](mailto:appoint@sosnc.com).

**§ 143-157.1. Reports on gender-proportionate appointments to statutorily created decision-making regulatory bodies.**